

SYMBOL SCHEDULE - BROADCAST SYSTEMS									
SYMBOL	DESCRIPTION	ROUGH-IN BOX TYPE	DEVICE COVER SIZE	COVER TYPE	MOUNTING HEIGHT			DEVICE NOTES	CONDUIT NOTES
					WALL / COLUMN	CEILING / OVERHEAD	FLOOR		
TV	PAC BOX, DISPLAY, AND MOUNT	TYPE E	REF. DETAILS						
TP	TOUCH PANEL	TYPE 2	2-GANG		BUILDING SWITCH HEIGHT	---	---	REF PLANS	3/4" C TO ACCESSIBLE SPACE U.N.O.
RS	ROOM SCHEDULER	TYPE 2	2-GANG		BUILDING SWITCH HEIGHT	---	---	REF PLANS	REF PLANS
DS	DIGITAL SIGNAGE	TYPE E							
PL	PROJECTOR WITH SCISSOR LIFT	REF. PLANS	---		---	---	---	REF PLANS	REF PLANS
PS	PROJECTOR SCREEN	REF. PLANS	---		---	---	---	REF PLANS	REF PLANS
AV	AV JUNCTION BOX	REF. PLANS	REF. PLANS		REF. PLANS	---	---	REF PLANS	1-1/4" C TO ACCESSIBLE SPACE U.N.O.
CAM	BROADCAST CAMERA BACKBOX	TYPE 2	2-GANG	[PLT-CAM-1]	REF PLANS	REF PLANS	---	REF PLANS	REF PLANS
ALS	ASSISTED LISTENING SYSTEM DEVICE	TYPE 1	1-GANG		0" AFF	---	---	BEHIND BASEBOARD	REF PLANS
T	ELAPSED TIME READER	REF. DETAILS	---		---	---	---	REF PLANS	REF PLANS
OA	ON-AIR LIGHT	TYPE 2	2-GANG		92" AFF	---	---	REF PLANS	3/4" C TO ACCESSIBLE SPACE U.N.O.
M	MICROPHONE	REF. DETAILS	---		---	---	---	REF PLANS	REF PLANS
JBT	JUNCTION BOX	REF. DETAILS	REF. PLANS		REF. PLANS	---	---	REF PLANS	REF PLANS
ANT	ANTENNA	REF. DETAILS	---		---	---	---	REF PLANS	REF PLANS

SYMBOL SCHEDULE - BROADCAST SYSTEMS									
SYMBOL	DESCRIPTION	ROUGH-IN BOX (HxWxD)	DEVICE COVER SIZE	MOUNTING HEIGHT			DEVICE NOTES	CONDUIT NOTES	
				WALL / COLUMN	CEILING / OVERHEAD	FLOOR			
	DATA OUTLET	TYPE 1	REF. DETAILS	18" AFF U.N.O.	--	--	--	(1) 1-1/4" MINIMUM	
	FLOOR OUTLET	SEE NOTE #2	--	--	--	SEE NOTE #2	--	(1) 1-1/4" MINIMUM	
	WIRELESS ACCESS POINT	TYPE 1	REF. DETAILS	--	SEE NOTE #4	--	--	--	
	DISTRIBUTED ANTENNA SYSTEM ANTENNA	TYPE 1	--	--	SEE NOTE #4	--	--	--	
	ENCLOSURE / JUNCTION BOX	--	--	--	--	--	--	--	
	SHEET METAL PULL BOX	--	--	--	--	--	--	--	
	FUTURE CABLING LOCATION	SEE NOTE #6	--	--	--	--	PROVIDE BLANK PLATE WITH LABEL.	--	

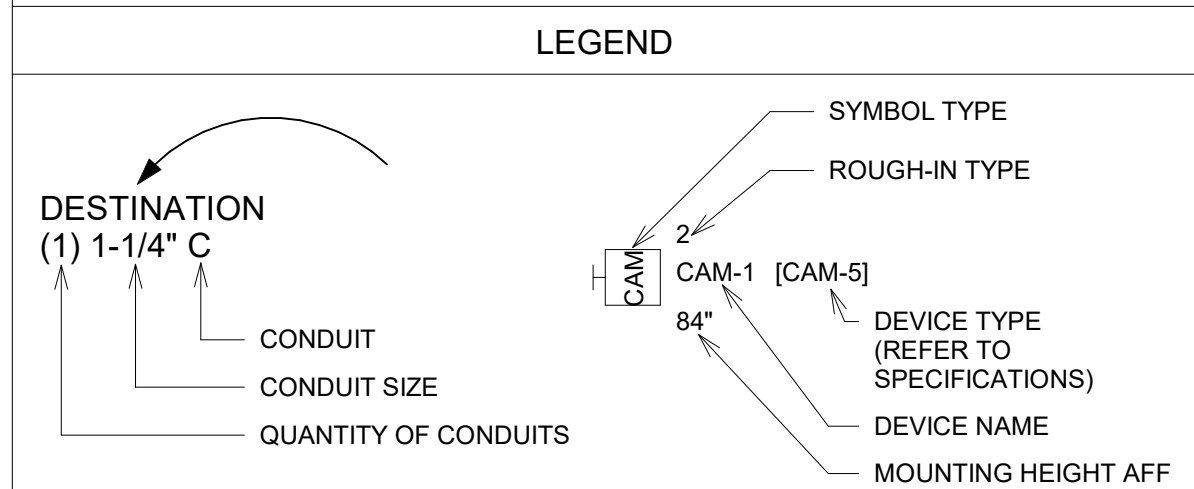
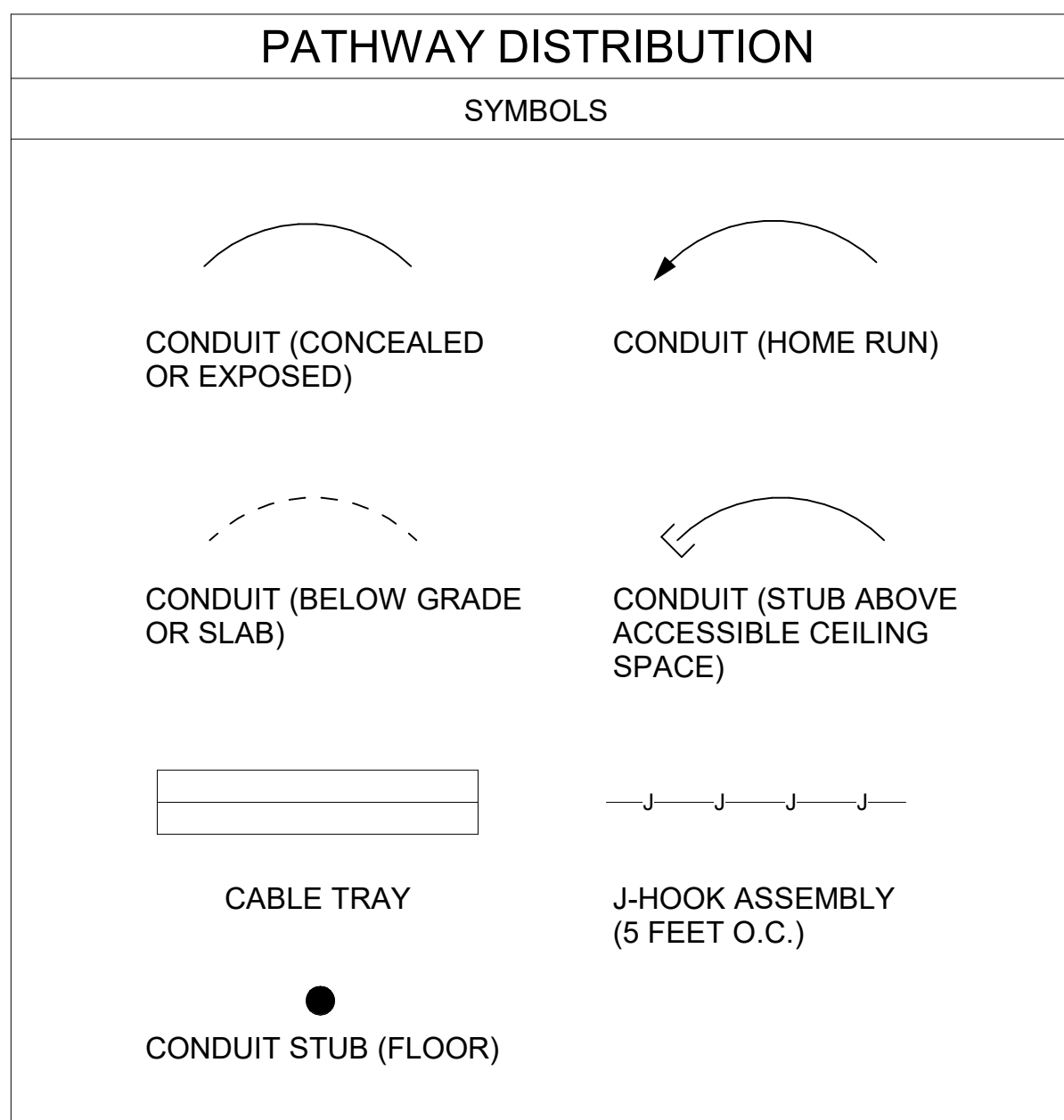
NOTES:

- *"N" DETERMINES NUMBER OF CATEGORY CABLES FOR THAT LOCATION.
- PROVIDE ALL MATERIALS AND ACCESSORIES NECESSARY TO ACCOMMODATE A FULLY FUNCTIONING STRUCTURED CABLING SYSTEM IN FLOOR BOX. SEE ELECTRICAL PACKAGE FOR FLOOR BOX INFORMATION.
- SEE PULL BOX SIZING CHART FOR FURTHER DETAILS.
- WIRELESS ACCESS POINT MOUNTING SHALL BE FLUSH AT FINISHED CEILING HEIGHT. AT LOCATIONS WHERE NO FINISHED CEILING IS PRESENT, PROVIDE UNISTRUT ASSEMBLY FROM STRUCTURE ABOVE, 1" CONDUIT CUT TO LENGTH AND BACKBOX MOUNT WAP BELOW SURROUNDING MECHANICAL SHAFTS OR OTHER OBSTRUCTIONS BUT NO LOWER THAN 8'-6" AFF.
- DISTRIBUTED ANTENNA SYSTEM ANTENNA MOUNTING SHALL BE FLUSH AT FINISHED CEILING HEIGHT. AT LOCATIONS WHERE NO FINISHED CEILING IS PRESENT, PROVIDE UNISTRUT ASSEMBLY FROM STRUCTURE ABOVE, 1" CONDUIT CUT TO LENGTH AND BACKBOX. MOUNT DAS ANTENNA BELOW SURROUNDING MECHANICAL SHAFTS OR OTHER OBSTRUCTIONS BUT NO LOWER THAN 8'-6" AFF.
- PROVIDE CABLE SERVICE LOOP COILED IN CEILING SPACE SUSPENDED BY J-HOOK FROM STRUCTURE ABOVE.

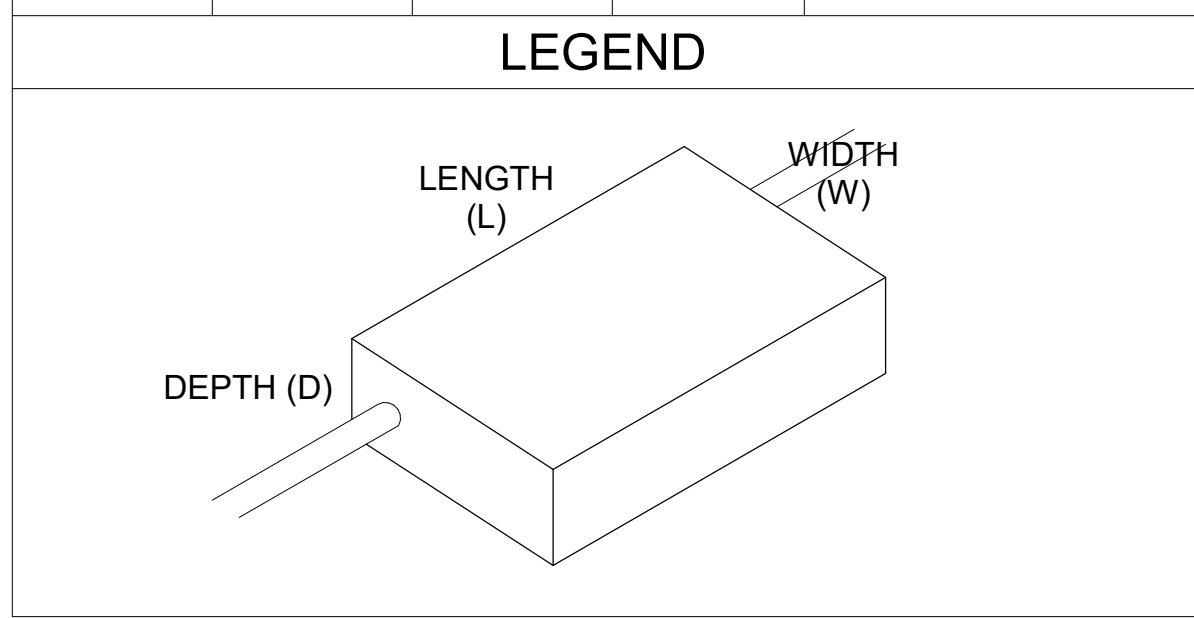
BROADCAST SYSTEMS RESPONSIBILITY MATRIX						
SYSTEM / SCOPE	OFOI	OFCI	CFCI	CFOI	CONTRACT	
BROADCAST SYSTEM:						
PATHWAYS, ROUGH-INS, SLEEVES			X			
A/V NETWORK SWITCHES			X			
DISPLAYS (INCLUDING MOUNTS)			X			
CAMERAS			X			
CONTROL / TOUCH PANELS			X			
BLOCKING / BACKING BOARD			X			
END USER CABLES			X			
PROGRAMMING / COMMISSIONING			X			
COMMUNICATION NETWORK SWITCHES			X			
COMMUNICATION CABLING PATCH PANELS			X			
CABLE MANAGEMENT			X			
UPS (UNINTERRUPTIBLE POWER SUPPLY)			X			
GROUNDING AND BONDING			X			
COPPER HORIZONTAL CABLING			X			
WIRELESS ACCESS POINTS			X			
RACKS AND ENCLOSURES			X			
PATCH CABLES			X			
END USER CABLES				X		
OFOI - OWNER FURNISHED / OWNER INSTALLED	AV - AUDIOVISUAL CONTRACTOR					
OFCI - OWNER FURNISHED / CONTRACTOR INSTALLED	SC - SECURITY CONTRACTOR					
CFCI - CONTRACTOR FURNISHED / CONTRACTOR INSTALLED	MC - MECHANICAL CONTRACTOR					
CFOI - CONTRACTOR FURNISHED / OWNER INSTALLED	TE - TECHNOLOGY ENGINEER					
EC - ELECTRICAL CONTRACTOR	GC - GENERAL CONTRACTOR					
TC - TELECOMMUNICATIONS CONTRACTOR						

ROUGH-IN BOX SCHEDULE	
TYPE	DESCRIPTION
1	RECESSED: 1-GANG BOX W/ 2-1/8" DEEP WITH KNOCKOUTS. PROVIDE DEVICE EXTENSION AS REQUIRED TO ACCOMMODATE DEVICE COVER SIZE. DEVICE COVER/RING EDGE TO BE FLUSH WITH FINISHED WALL. MASONARY: 1-GANG BOX, 2-1/8" DEEP WITH KNOCKOUTS IN 4" CMU/BRICK/CONCRETE; 3-1/2" DEEP WITH KNOCKOUTS IN 6" OR 8" CMU/CONCRETE. COVER EDGE TO BE FLUSH WITH FINISHED WALL. SURFACE MOUNTED: 1-GANG DIECAST BOX, 2-5/8" DEEP WITH THREADED OUTLETS.
2	RECESSED: 4-11/16" BOX W/ 2-1/2" DEEP WITH KNOCKOUTS. PROVIDE DEVICE EXTENSION AS REQUIRED TO ACCOMMODATE DEVICE COVER SIZE. DEVICE COVER/RING EDGE TO BE FLUSH WITH FINISHED WALL. MASONARY: 2-GANG BOX, 2-1/2" DEEP WITH KNOCKOUTS IN 4" CMU/BRICK/CONCRETE; 3-1/2" DEEP WITH KNOCKOUTS IN 6" OR 8" CMU/CONCRETE. COVER EDGE TO BE FLUSH WITH FINISHED WALL. SURFACE MOUNTED: 2-GANG DIECAST BOX, 2-5/8" DEEP WITH THREADED OUTLETS.
3	RECESSED: 3-GANG BOX W/ 2-1/2" DEEP WITH KNOCKOUTS. PROVIDE DEVICE EXTENSION AS REQUIRED TO ACCOMMODATE DEVICE COVER SIZE. DEVICE COVER/RING EDGE TO BE FLUSH WITH FINISHED WALL. MASONARY: 3-GANG BOX, 2-1/2" DEEP WITH KNOCKOUTS IN 4" CMU/BRICK/CONCRETE; 3-1/2" DEEP WITH KNOCKOUTS IN 6" OR 8" CMU/CONCRETE. COVER EDGE TO BE FLUSH WITH FINISHED WALL. SURFACE MOUNTED: 3-GANG DIECAST BOX, 2-5/8" DEEP WITH THREADED OUTLETS.
4	RECESSED: 4-GANG BOX W/ 2-1/2" DEEP WITH KNOCKOUTS. PROVIDE DEVICE EXTENSION AS REQUIRED TO ACCOMMODATE DEVICE COVER SIZE. DEVICE COVER/RING EDGE TO BE FLUSH WITH FINISHED WALL. MASONARY: 4-GANG BOX, 2-1/2" DEEP WITH KNOCKOUTS IN 4" CMU/BRICK/CONCRETE; 3-1/2" DEEP WITH KNOCKOUTS IN 6" OR 8" CMU/CONCRETE. COVER EDGE TO BE FLUSH WITH FINISHED WALL.
5	RECESSED: 5" SQUARE BOX W/ 2-7/8" DEEP WITH KNOCKOUTS. PROVIDE DEVICE EXTENSION AS REQUIRED TO ACCOMMODATE DEVICE COVER SIZE. DEVICE COVER/RING EDGE TO BE FLUSH WITH FINISHED WALL.
6	RECESSED: 6-GANG BOX W/ 2-1/2" DEEP WITH KNOCKOUTS. PROVIDE DEVICE EXTENSION AS REQUIRED TO ACCOMMODATE DEVICE COVER SIZE. DEVICE COVER/RING EDGE TO BE FLUSH WITH FINISHED WALL.
A	JUNCTION BOX (6x6x4) WITH CUSTOM COVER. PROVIDE NEMA TYPE 1 AT INDOOR LOCATIONS. PROVIDE NEMA TYPE 3R AT OUTDOOR LOCATIONS. PAINTED AT EXPOSED LOCATIONS.
B	JUNCTION BOX (18x18x4) WITH CUSTOM COVER. PROVIDE NEMA TYPE 1 AT INDOOR LOCATION. PROVIDE NEMA TYPE 3R AT OUTDOOR LOCATIONS. PAINTED AT EXPOSED LOCATIONS.
C	JUNCTION BOX (10x10x4) WITH CUSTOM COVER. PROVIDE NEMA TYPE 1 AT INDOOR LOCATION. PROVIDE NEMA TYPE 3R AT OUTDOOR LOCATIONS. PAINTED AT EXPOSED LOCATIONS.
E	CHIEF PAC525F IN WALL FLANGED STORAGE BOX WITH COVER. REFER TO SPECIFICATIONS FOR COLOR.

ABBREVIATIONS	
A/V	PROJECT DIVISION 27 CONTRACTOR.
EC	PROJECT DIVISION 26 CONTRACTOR.
LVC	PROJECT LOW VOLTAGE DIVISION 27 CONTRACTOR.
AFC	ABOVE FINISHED CEILING
AFF	ABOVE FINISHED FLOOR
BOP	BLANK COVER PLATE
BOS	BELOW COUNTER-TOP SURFACE
BFC	BELOW FINISHED CEILING
BFF	BELOW FINISHED FLOOR
BOB	BOTTOM OF BOX
COB	CENTER OF BOX
SRH	PROJECT STANDARD RECEPTACLE HEIGHT
SSH	PROJECT STANDARD SWITCH HEIGHT
HT	HEIGHT
RU	RACK UNIT (1.75" HIGH x 19.25" WIDE TYP.)
IP	INTERNET PROTOCOL
LAN	LARGE AREA NETWORK
MDF	MAIN DISTRIBUTION FACILITY
MDP	MATV DISTRIBUTION PROCESSOR
VLAN	VIRTUAL LAN
WAN	WIDE AREA NETWORK
WAP	WIRELESS ACCESS POINT
ec	EMPTY CONDUIT
IG	ISOLATED GROUND (TECHNICAL GROUND)
IP	ISOLATED POWER (BALANCED POWER)
no	NORMALLY OPEN CONTACT
nc	NORMALLY CLOSED CONTACT
OFE	OWNER FURNISHED EQUIPMENT
OFOI	OWNER FURNISHED, OWNER INSTALLED
OFCI	OWNER FURNISHED, CONTRACTOR INSTALLED
CFOI	CONTRACTOR FURNISHED, OWNER INSTALLED
CFCI	CONTRACTOR FURNISHED, CONTRACTOR INSTALLED
CFOI	CONTRACTOR FURNISHED, ELECTRICAL INSTALLED
EFEI	ELECTRICAL FURNISHED, ELECTRICAL INSTALLED
AR	AS REQUIRED BY DOCUMENTS
AS	AS SHOWN ON DRAWINGS
CL	CENTER LINE
IPD	IPOD
MB	MOUNTING BRACKET
NIC	NOT IN CONTRACT (FUTURE OR BY OTHERS)
N/A	NOT APPLICABLE
N/C	NO CONNECTION
N/R	NOT REQUIRED
N/U	NOT USED
POE	POWER OVER ETHERNET
QM	QUICK MEDIA
RK	RACK KIT
SF	STERILE FIELD
TBD	TO BE DETERMINED
UNO	UNLESS NOTED OTHERWISE



PULL BOX SIZING				
TRADE SIZE	WIDTH (W)	LENGTH (L)	DEPTH (D)	WIDTH INCREASE PER ADDITIONAL CONDUIT
1	4"	16"	3"	2"
1-1/4	6"	20"	3"	3"
1-1/2	8"	27"	4"	4"
2	8"	36"	4"	5"
2-1/2	10"	42"	5"	6"
3	12"	48"	5"	6"
3-1/2	12"	54"	6"	6"
4	15"	60"	8"	8"



- GENERAL NOTES**
- CONDUIT PATHWAY IS APPROXIMATE. EC SHALL COORDINATE WITH STRUCTURAL FOR EXACT ROUTING.
 - TELECOMMUNICATIONS CONDUIT SHALL BE SEPARATED FROM OTHER CONDUITS BY AT LEAST 18" OF WELL TAMPERED EARTH.
 - TELECOMMUNICATIONS CONDUIT SHALL HAVE PULL STRINGS AND HAVE NYLON BUSHINGS AT BOTH ENDS.
 - TELECOMMUNICATIONS CONDUIT SHALL BE BURIED A MINIMUM OF 48" BELOW GRADE.

SHEET INDEX	
Sheet Number	Sheet Name
B100	PLAN INDEX & SYMBOL SHEET
B101.1	GROUND LEVEL - FLOOR PLAN
B101.2	FIRST LEVEL - FLOOR PLAN
B101.3	MECHANICAL LEVEL / ROOF - FLOOR PLAN
B201.1	HR-1100 ENLARGED FLOOR PLAN
B201.2	HR-1150 ENLARGED FLOOR PLAN
B201.3	HR-1200 ENLARGED FLOOR PLAN
B202.1	ENLARGED MEDIA SERVICES
B202.2	ENLARGED AV ROOMS (HEARING ROOMS)
B202.3	ENLARGED VIDEO SERVER ROOM / MPOP
B202.4	ENLARGED STUDIO ROOM
B202.5	ENLARGED PRODUCTION CONTROL ROOMS
B202.6	ENLARGED PRODUCTION CONTROL ROOMS
B301.1	MASTER CONTROL-G210 CONSOLE ELEVATION
B301.2	PRODUCTION CONTROL-2-G213 CONSOLE ELEVATION
B301.3	PRODUCTION CONTROL-3/4-G214 CONSOLE ELEVATION
B301.4	PRODUCTION CONTROL 1-G215 CONSOLE ELEVATION
B301.5	PRODUCTION CONTROL 5-G215 CONSOLE ELEVATION
B301.6	EDIT OFFICE-G231 CONSOLE ELEVATION
B301.7	HEARING ROOM RACK ELEVATIONS
B301.8	VIDEO SERVER/TERMINAL RACK ELEVATIONS
B301.9	VIDEO SERVER/TERMINAL RACK ELEVATIONS
B301.10	IT SERVER RACK ELEVATION



Legislative Coordinating Commission

MINNESOTA SENATE BUILDING
95 University Ave W,
St Paul, MN 55103

0713923

FINEPOINT TECH

416 Gateway Blvd
Burnsville MN, 55337
612.254.7462
finepoint.tech

Item	Date
Issued For Bid	05/20/2024

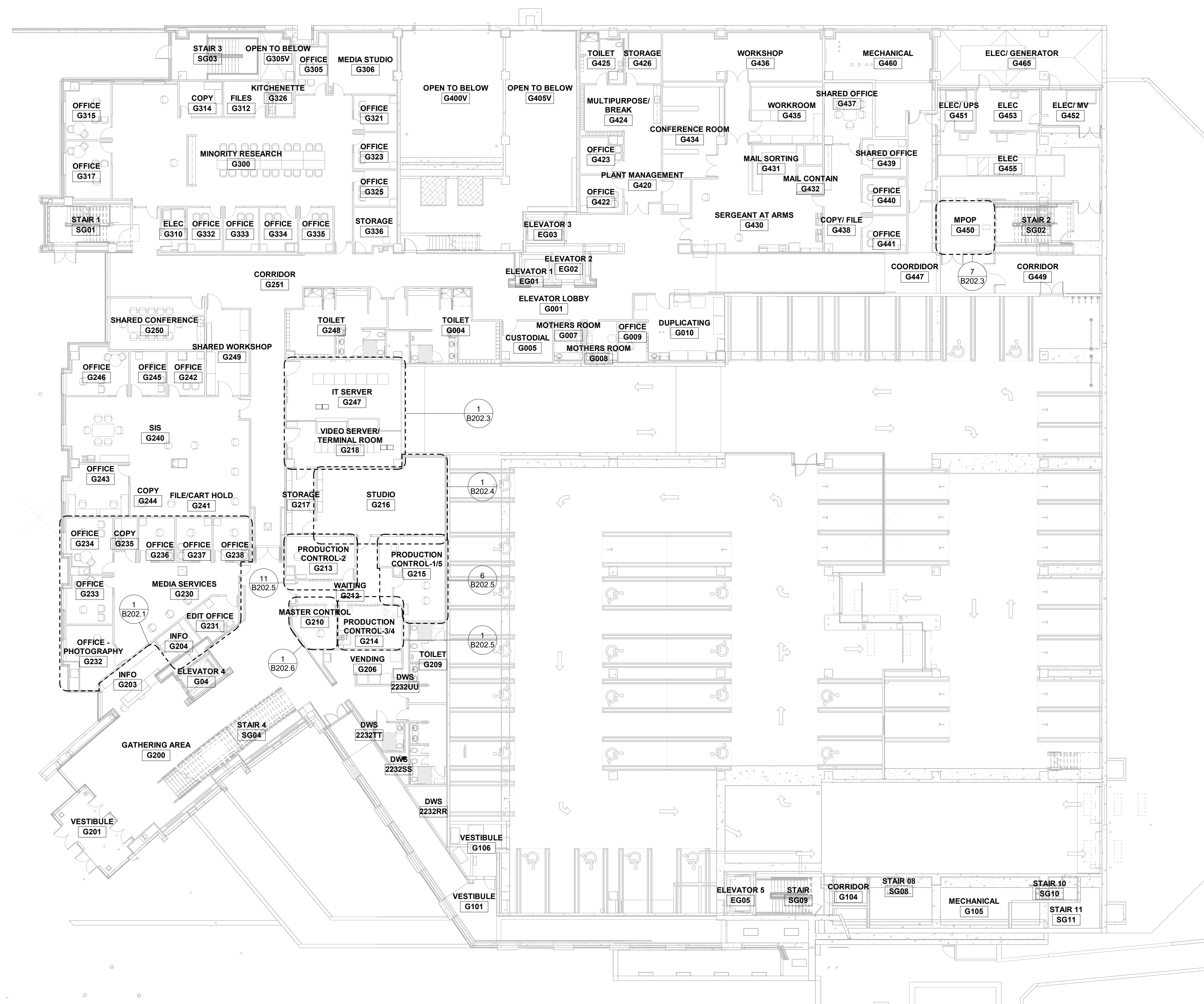
Sheet Title

PLAN INDEX & SYMBOL SHEET

Sheet No.

B100

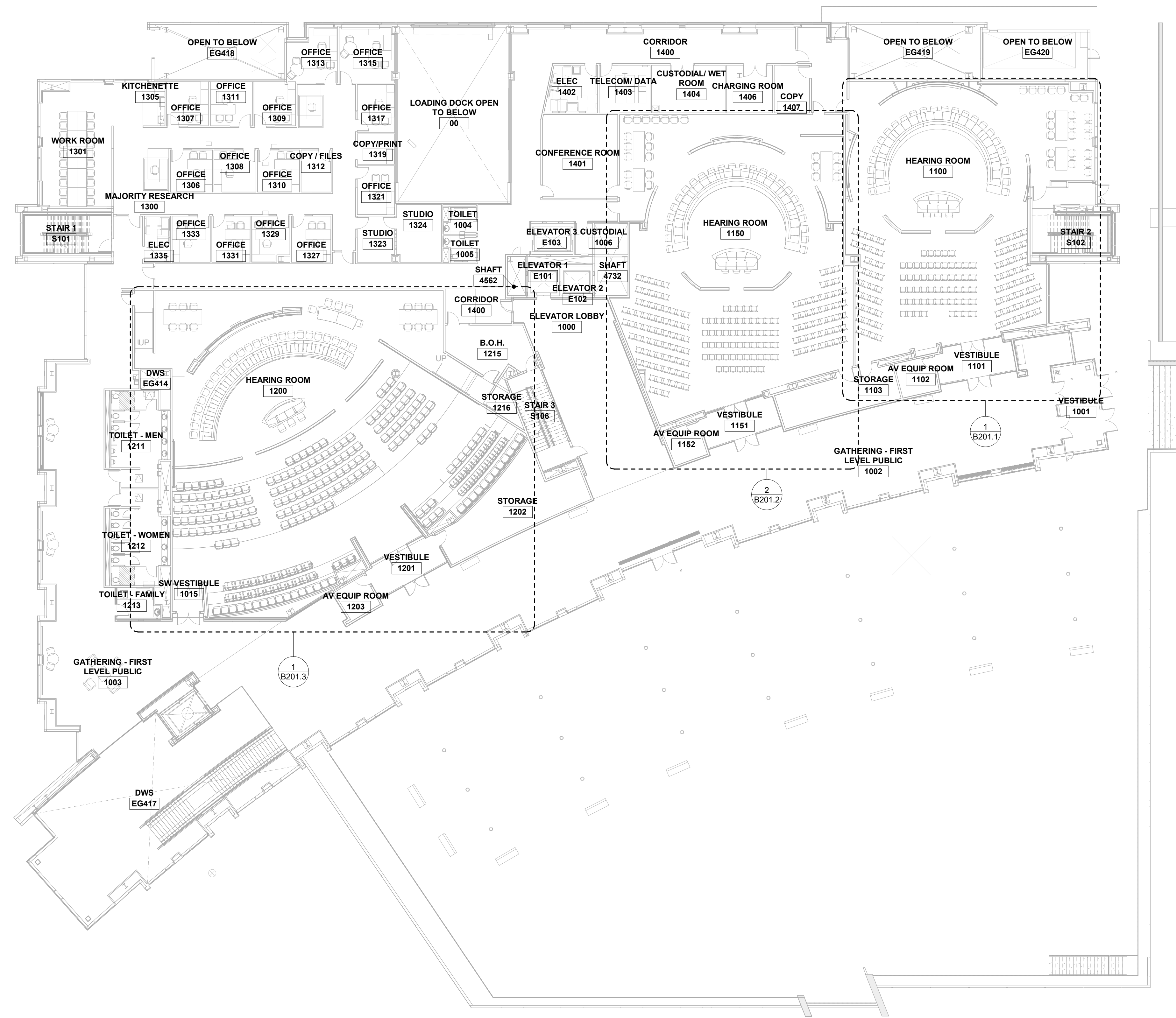
Drawn By: DS/SRTD



1 GROUND LEVEL - FLOOR PLAN
SCALE: 1/16" = 1'-0"

Issued For

Item	Date
Issued For Bid	05/20/2024



1 FIRST LEVEL - FLOOR PLAN
SCALE: 1/16" = 1'-0"

Item	Date
Issued For Bid	05/20/2024

KEYED SHEET NOTES	
Key Value	Keynote Text
1	GPS ANTENNA MOUNTED USING A NON-PENETRATING MOUNT.

MN Legislature TV System Acquisition PM



Legislative Coordinating Commission

MINNESOTA SENATE BUILDING
95 University Ave W,
St Paul, MN 55103

0713923

FINEPOINT TECH

416 Gateway Blvd
Burnsville MN, 55337
612.254.7462
finepoint.tech



1 MECHANICAL LEVEL / ROOF - FLOOR PLAN
SCALE: 1/16" = 1'-0"

Issued For

Item	Date
Issued For Bid	05/20/2024

NORTH
KEYPLAN

Sheet Title

MECHANICAL LEVEL / ROOF - FLOOR PLAN

Sheet No.

B101.3

Drawn By: DS/SR/TD

KEYED SHEET NOTES	
Key Value	Keynote Text
1	MAINTAIN OFOI EXISTING CAMERA.

MN Legislature TV
System Acquisition
PM



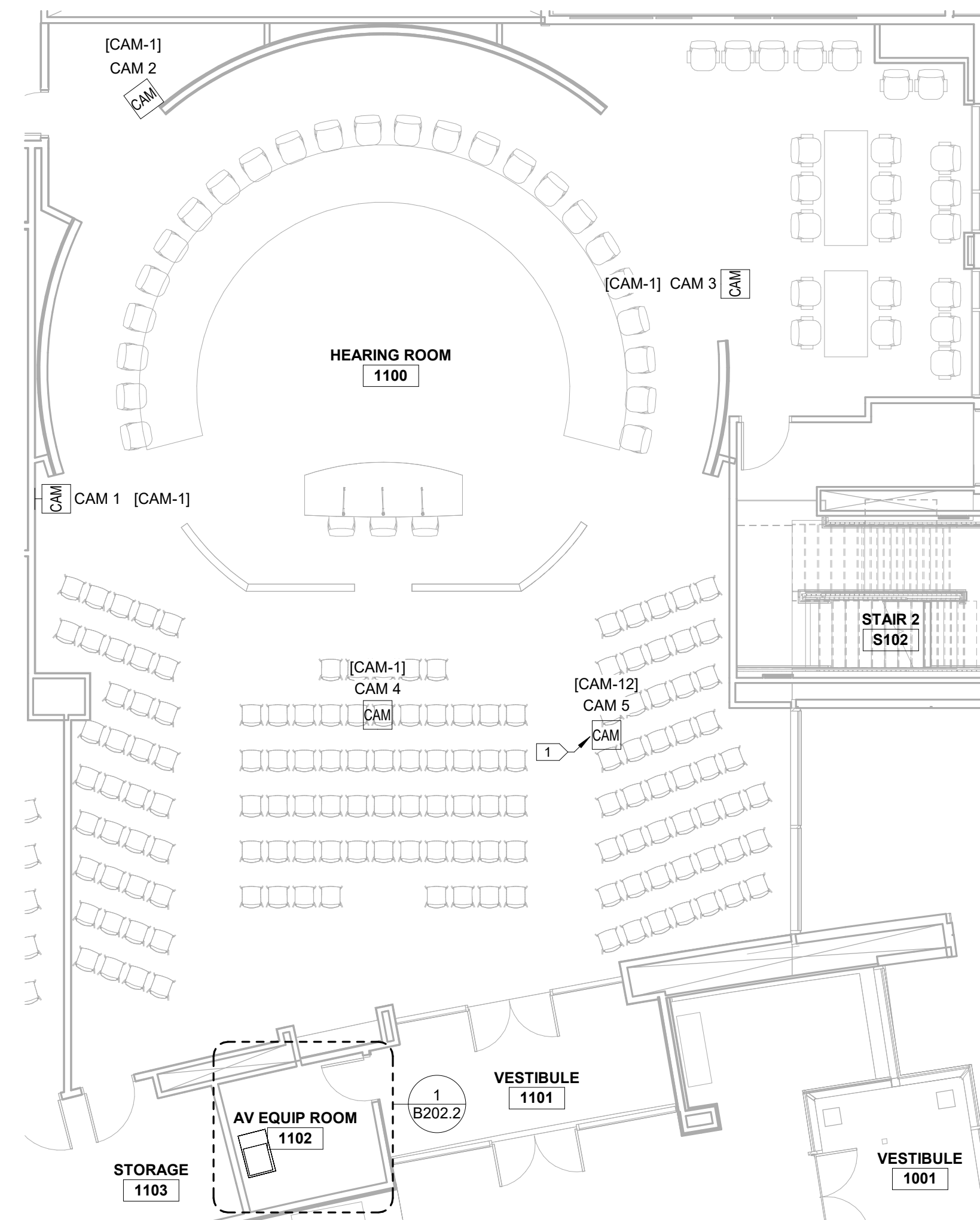
Legislative Coordinating
Commission

MINNESOTA SENATE BUILDING
95 University Ave W,
St Paul, MN 55103

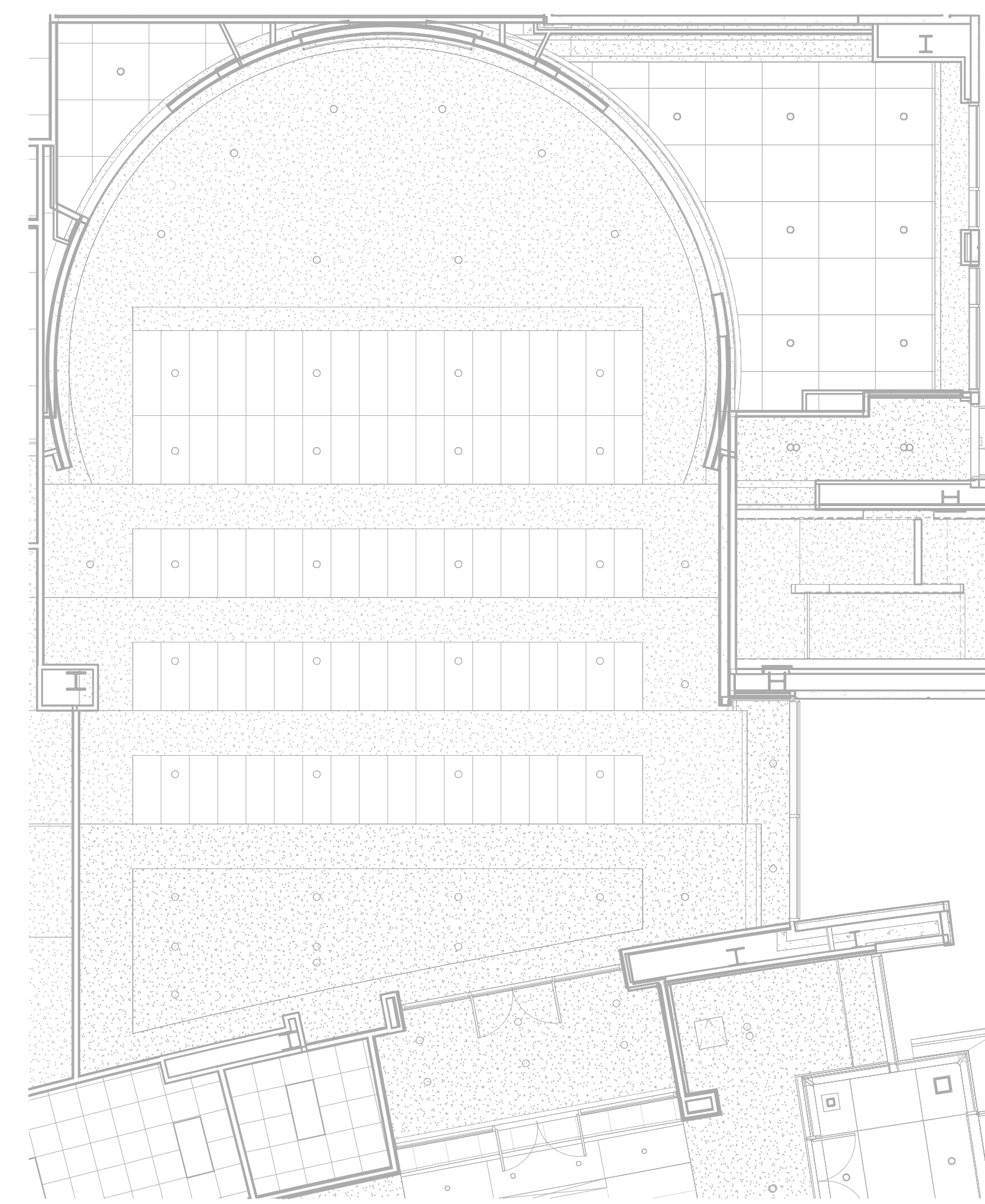
0713923

FINEPOINT TECH

416 Gateway Blvd
Burnsville MN, 55337
612.254.7462
finepoint.tech



1 HR-1100 ENLARGED FLOOR PLAN
SCALE: 1/8" = 1'-0"



2 HR-1100 ENLARGED RCP
SCALE: 1/8" = 1'-0"

Issued For

Item	Date
Issued For Bid	05/20/2024

Sheet Title

HR-1100
ENLARGED FLOOR
PLAN

Sheet No.

B201.1

Drawn By: DS/SR/TD

KEYED SHEET NOTES	
Key Value	Keynote Text
1	MAINTAIN OFOI EXISTING CAMERA.

MN Legislature TV
System Acquisition
PM



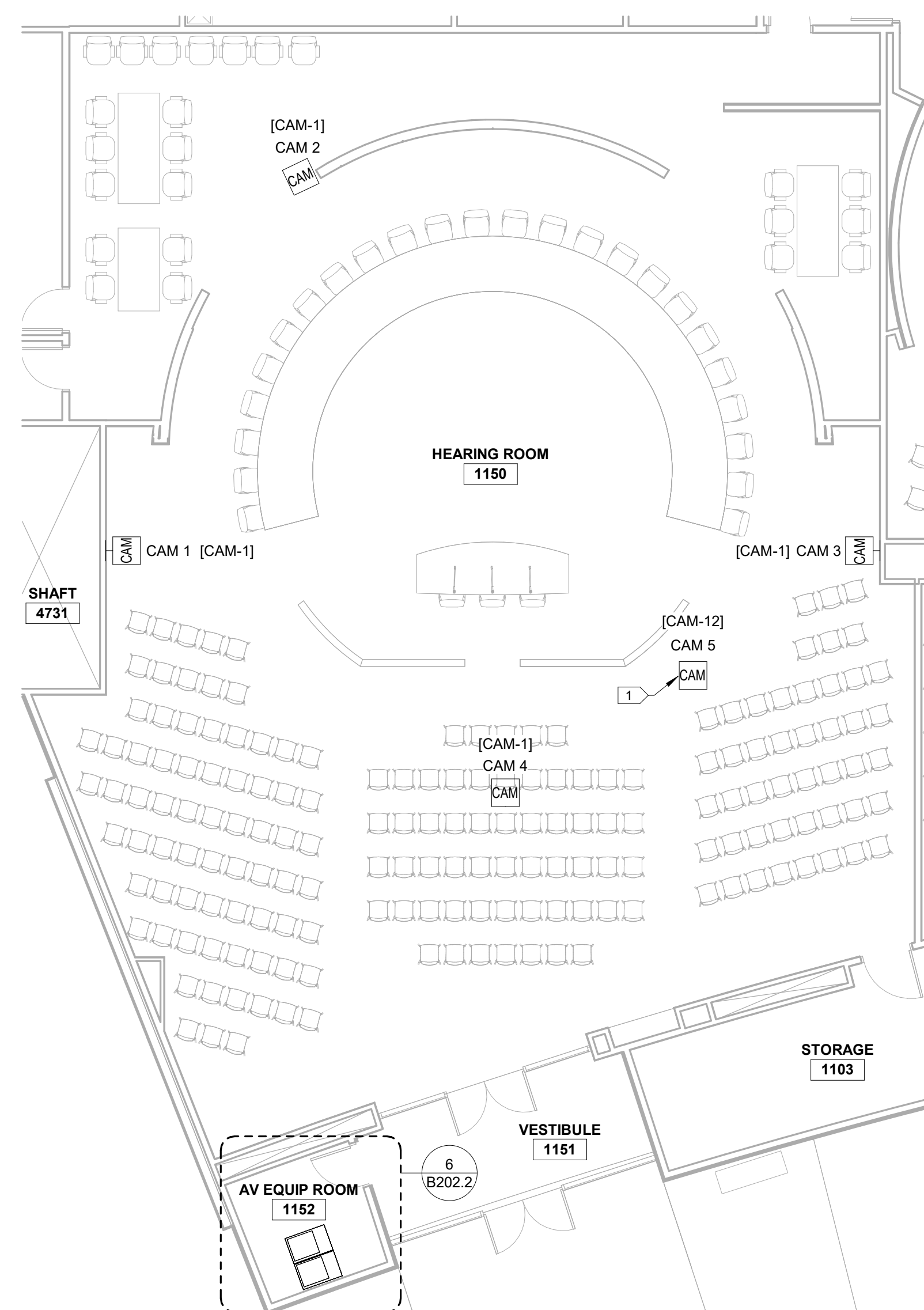
Legislative Coordinating
Commission

MINNESOTA SENATE BUILDING
95 University Ave W,
St Paul, MN 55103

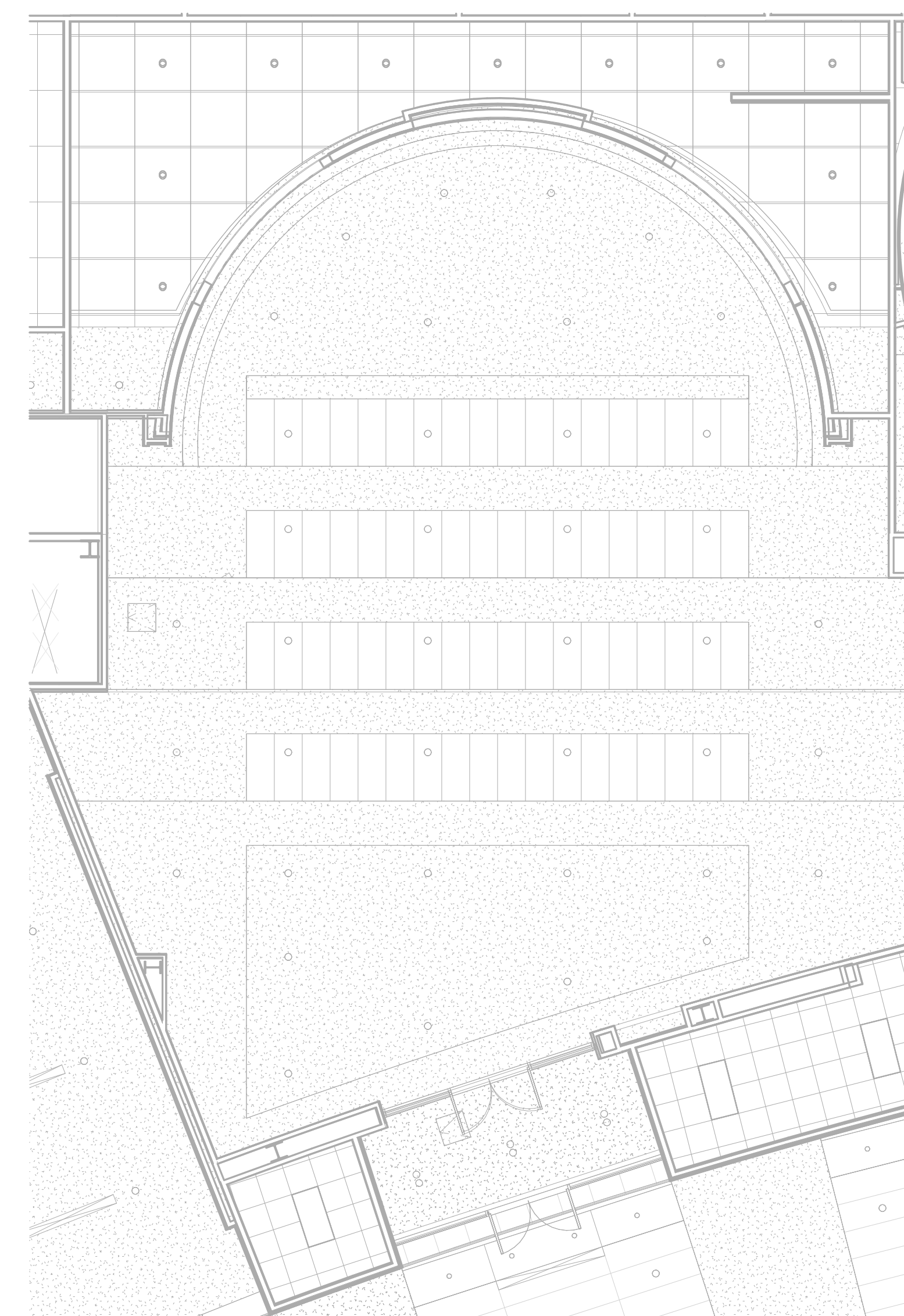
0713923

FINEPOINT TECH

416 Gateway Blvd
Burnsville MN, 55337
612.254.7462
finepoint.tech



2 HR-1150 ENLARGED FLOOR PLAN
SCALE: 1/8" = 1'-0"



1 HR-1150 ENLARGED RCP
SCALE: 1/8" = 1'-0"

Issued For

Item	Date
Issued For Bid	05/20/2024

Sheet Title

**HR-1150
ENLARGED FLOOR
PLAN**

Sheet No.

B201.2

Drawn By: DS/SR/TD

KEYED SHEET NOTES	
Key Value	Keynote Text
1	MAINTAIN OFOI EXISTING CAMERA.

MN Legislature TV System Acquisition PM



Legislative Coordinating Commission

MINNESOTA SENATE BUILDING
95 University Ave W,
St Paul, MN 55103

0713923

FINEPOINT TECH

416 Gateway Blvd
Burnsville MN, 55337
612.254.7462
finepoint.tech

Item	Date
Issued For Bid	05/20/2024

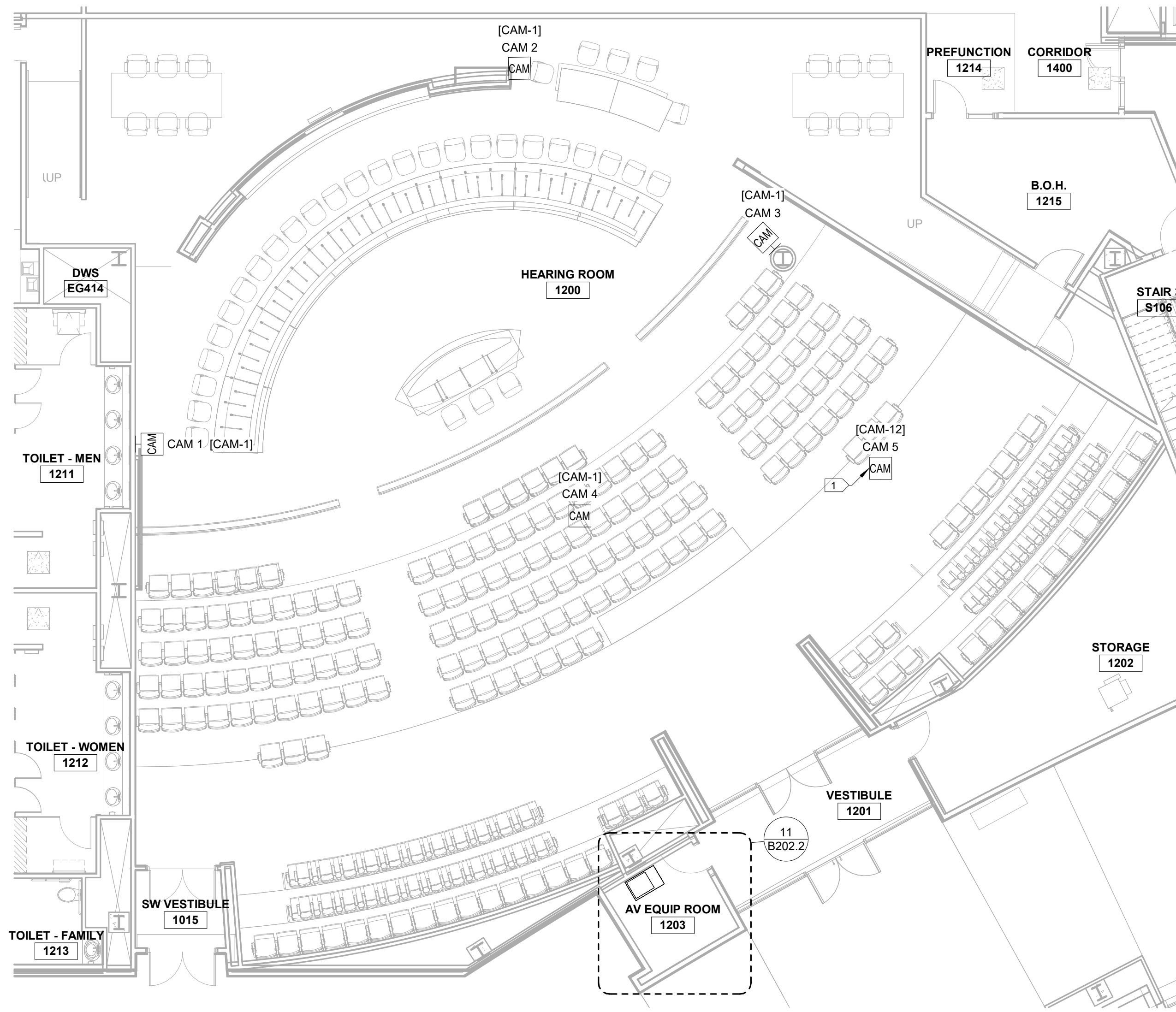
Sheet Title

HR-1200 ENLARGED FLOOR PLAN

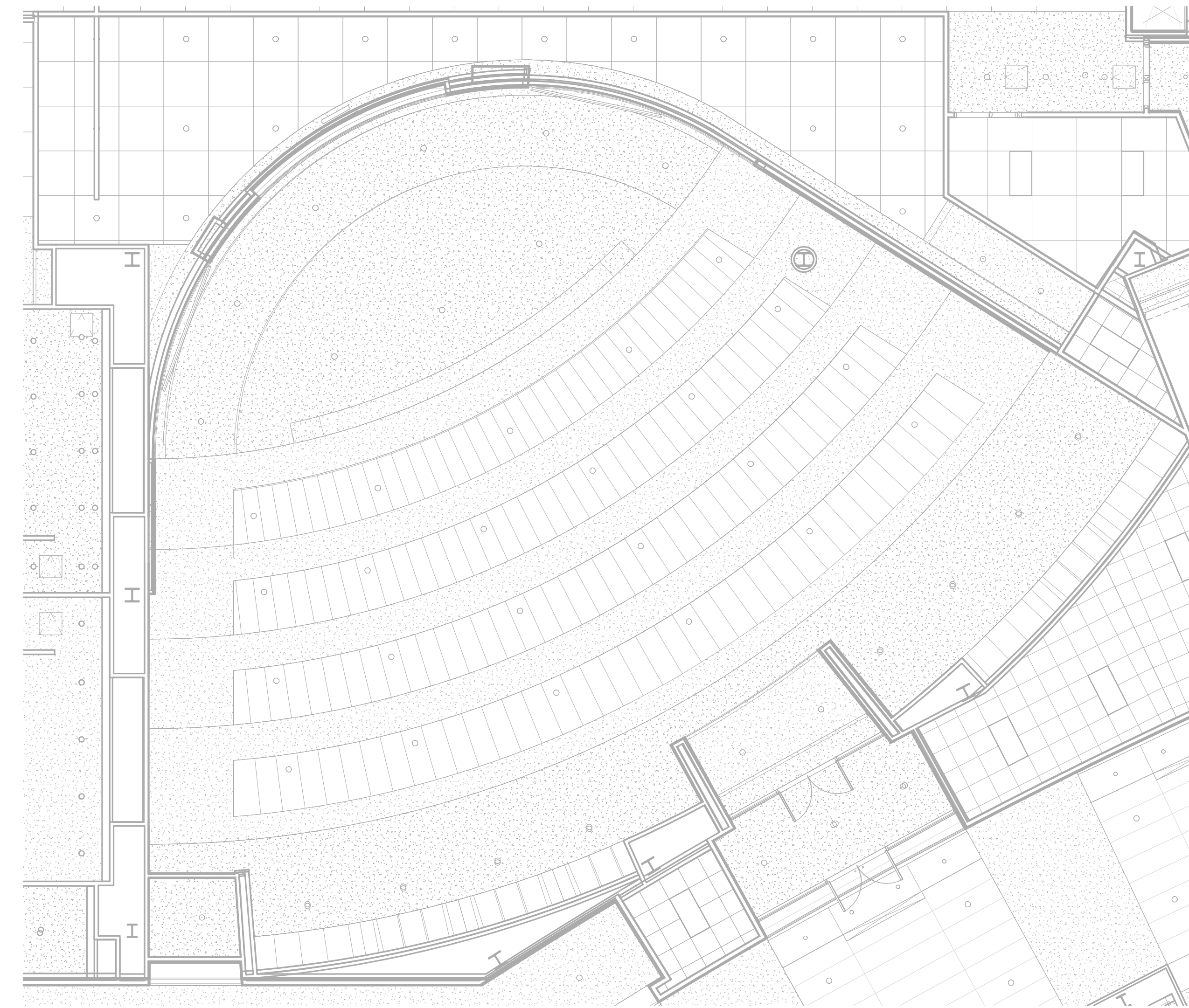
Sheet No.

B201.3

Drawn By: DS/SR/TD



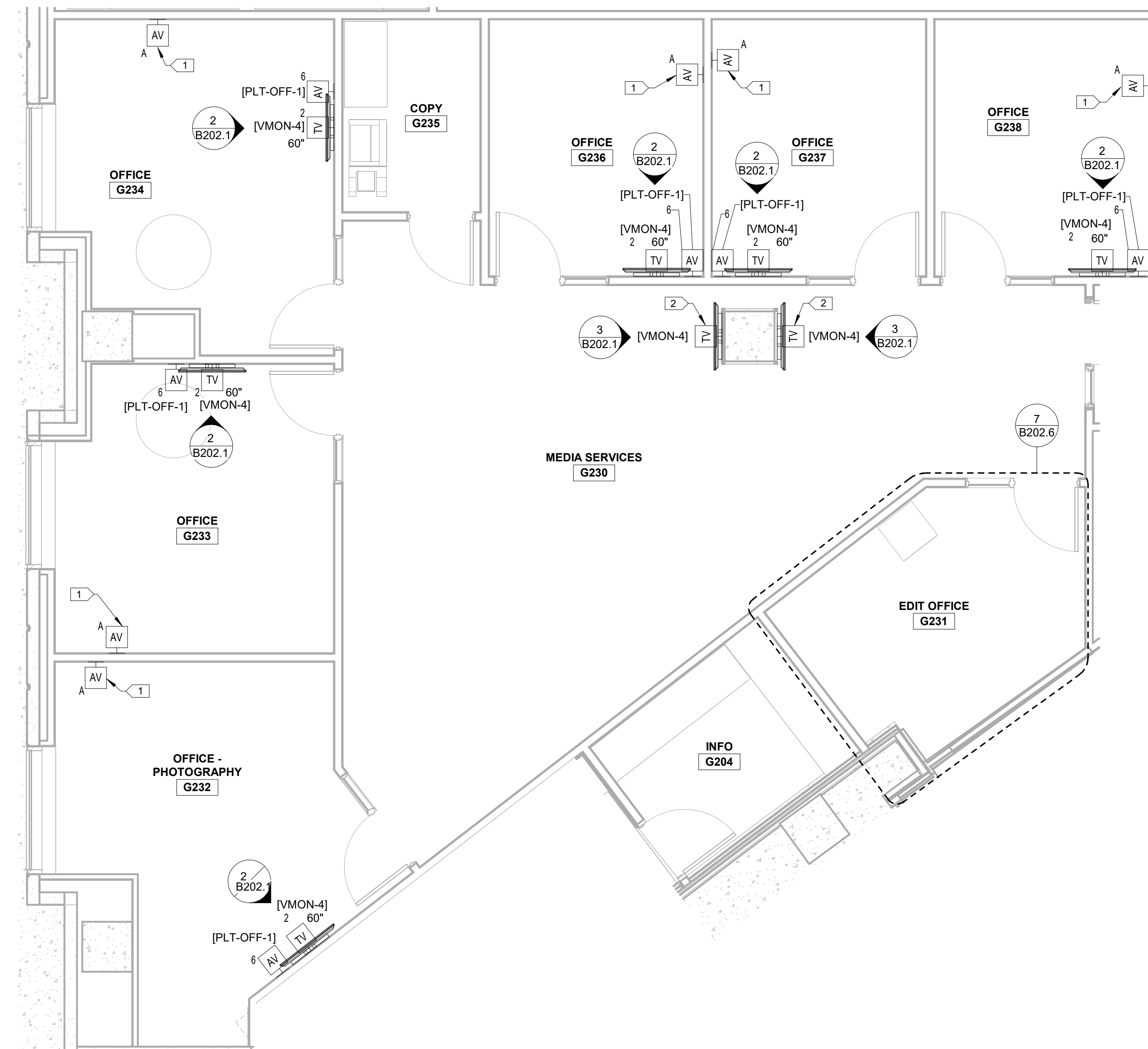
1 HR-1200 ENLARGED FLOOR PLAN
SCALE: 1/8" = 1'-0"



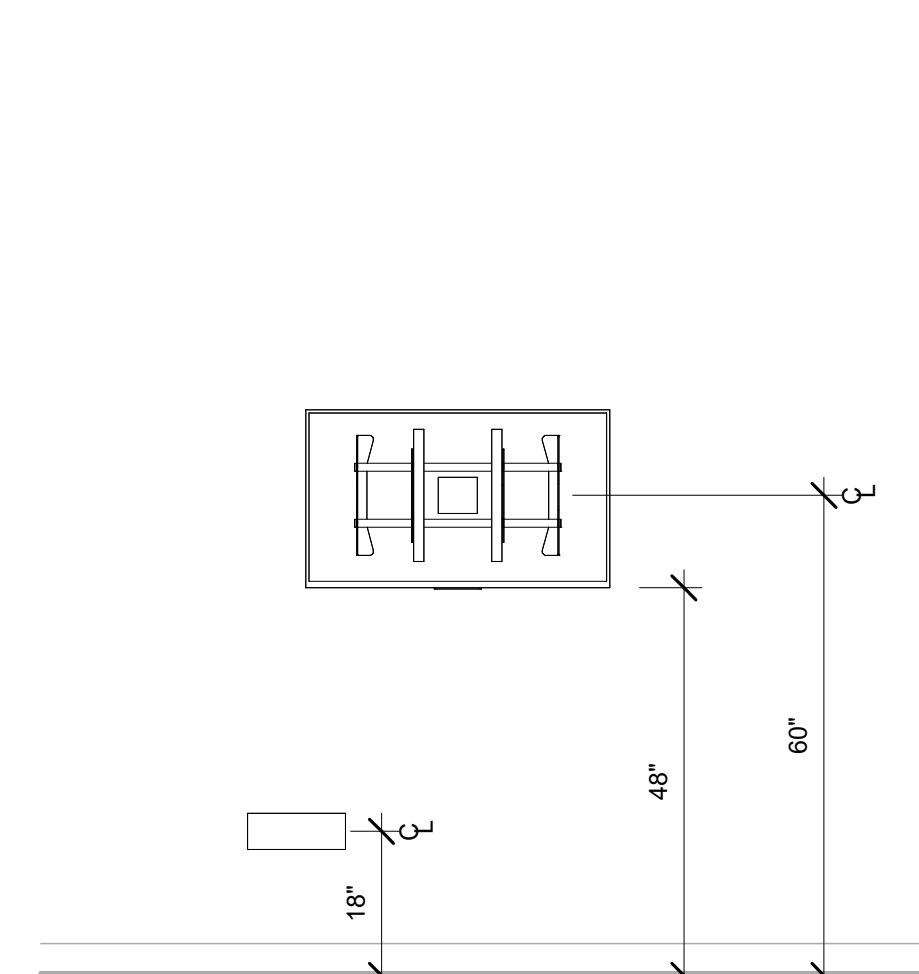
2 HR-1200 ENLARGED RCP
SCALE: 1/8" = 1'-0"



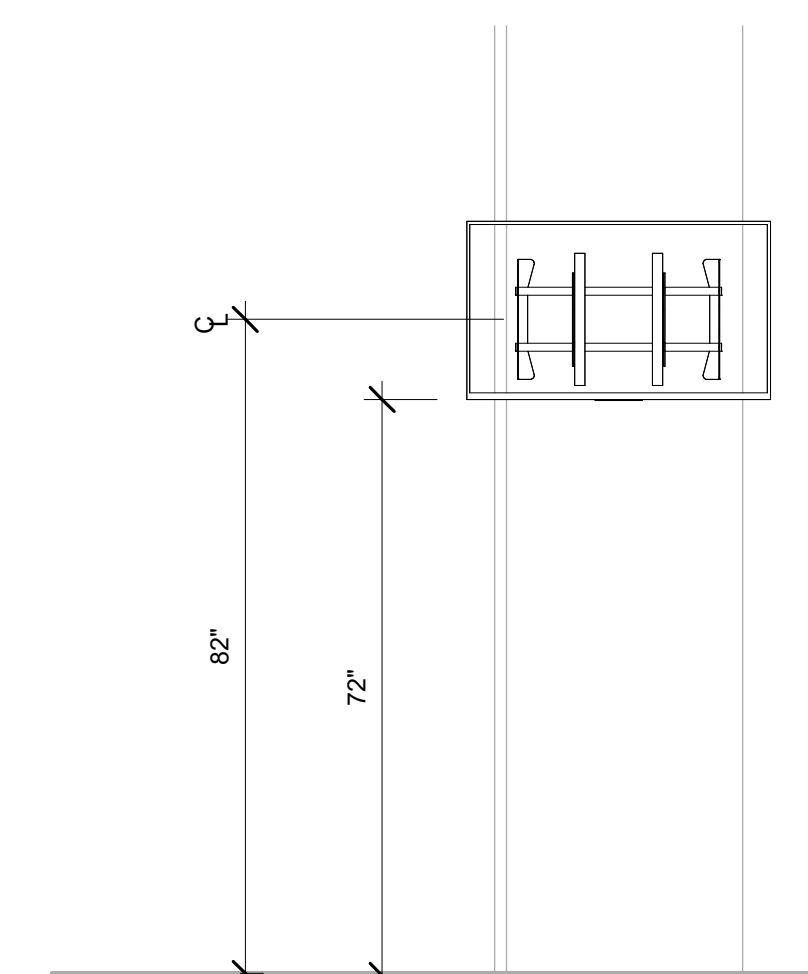
KEYED SHEET NOTES	
Key Value	Keynote Text
1	AV 6X6 PLATE WITH CONNECTIONS FOR ALL DESK EQUIPMENT.
2	REPLACE EXISTING DISPLAYS. NEW BACKBOX NOT REQUIRED. REUSE EXISTING PATHWAYS. REPLACE CABLING AS NEEDED. REUSE EXISTING QAM TO RJ45 CONVERTERS.



1 MEDIA SERVICES-G230 ENLARGED FLOOR PLAN
SCALE: 1/4" = 1'-0"



2 MEDIA SERVICES OFFICE DISPLAY ELEVATION
SCALE: 1/2" = 1'-0"

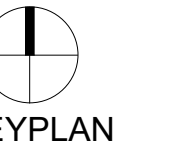


3 MEDIA SERVICES-G230 DISPLAY ELEVATION
SCALE: 1/2" = 1'-0"

Issued For

Item	Date
Issued For Bid	05/20/2024

NORTH



KEYPLAN

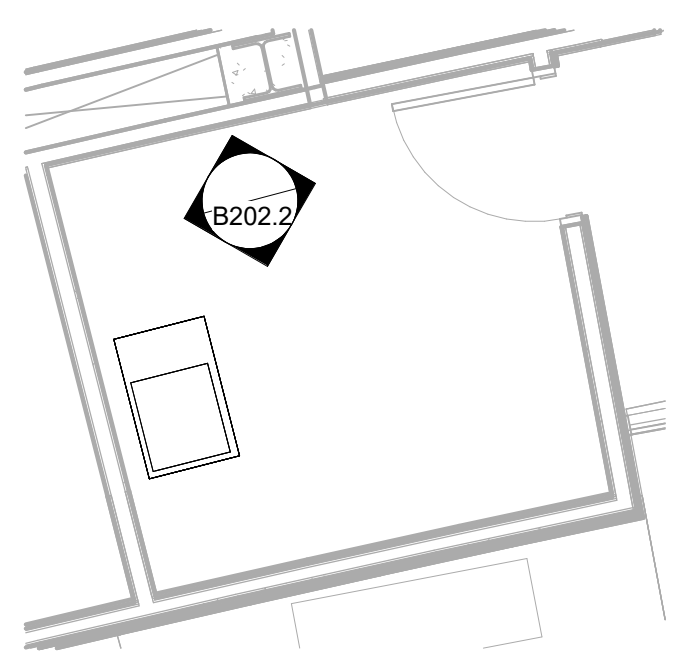
Sheet Title

ENLARGED MEDIA SERVICES

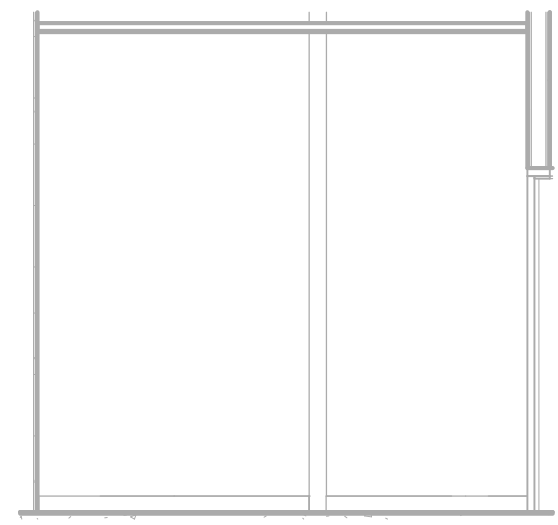
Sheet No.

B202.1

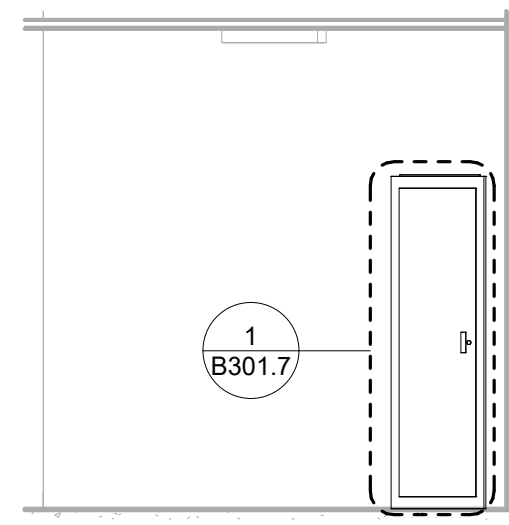
Drawn By: DS/SR/TD




1 AV EQUIP ROOM-1102 ENLARGED FLOOR PLAN
SCALE: 1/4" = 1'-0"



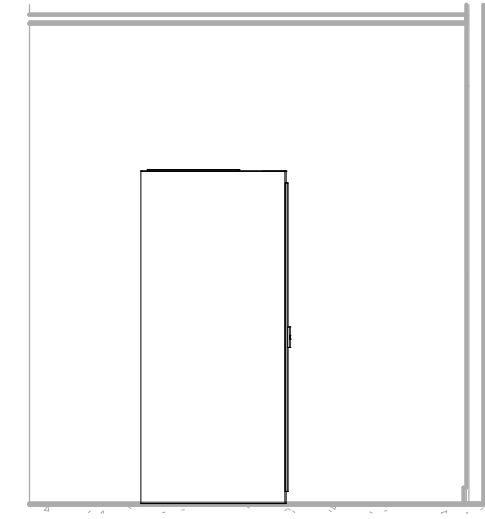
2 AV EQUIP ROOM-1102 NORTH WALL ELEVATION
SCALE: 1/4" = 1'-0"



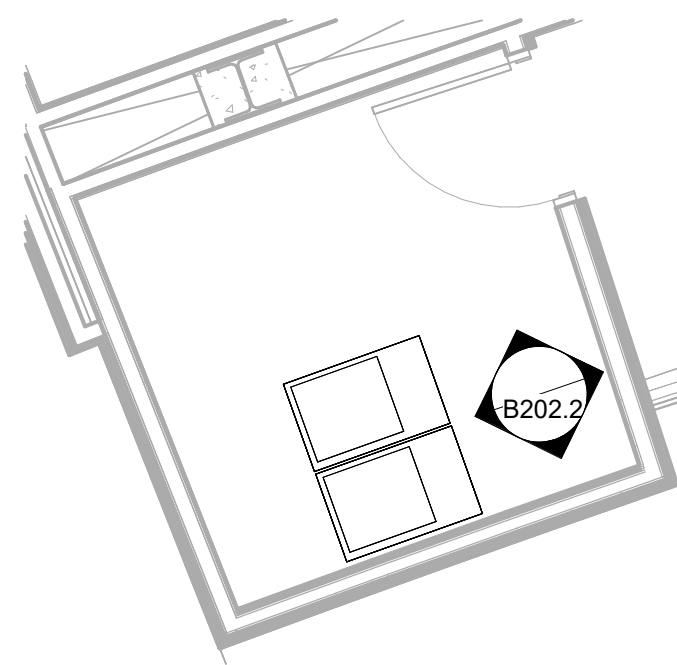
3 AV EQUIP ROOM-1102 SOUTH WALL ELEVATION
SCALE: 1/4" = 1'-0"



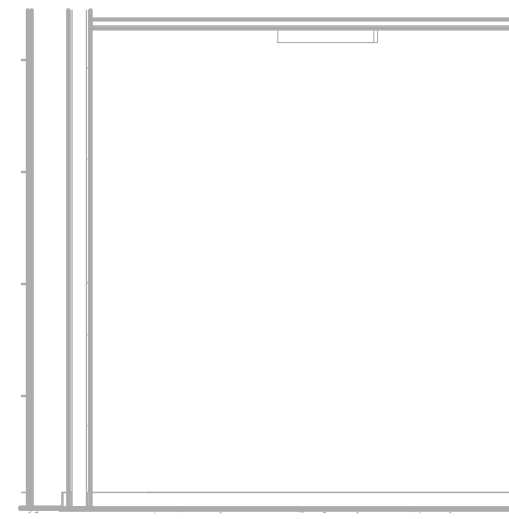
4 AV EQUIP ROOM-1102 EAST WALL ELEVATION
SCALE: 1/4" = 1'-0"



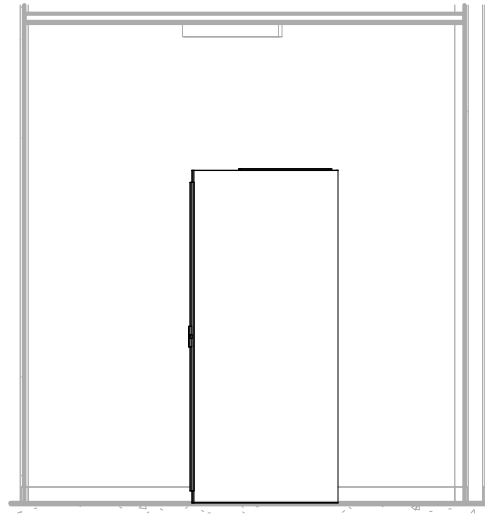
5 AV EQUIP ROOM-1102 WEST WALL ELEVATION
SCALE: 1/4" = 1'-0"




6 AV EQUIP ROOM-1152 ENLARGED FLOOR PLAN
SCALE: 1/4" = 1'-0"



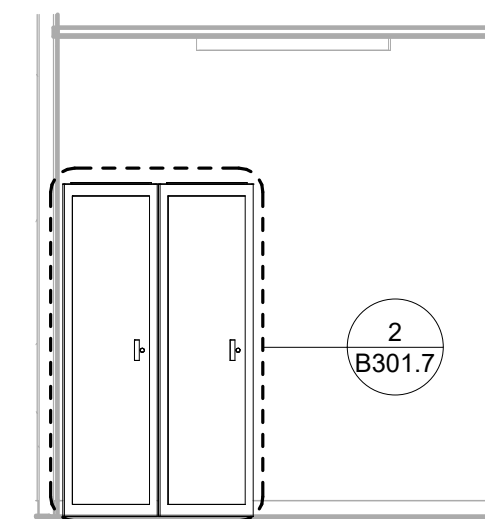
7 AV EQUIP ROOM-1152 NORTH WALL ELEVATION
SCALE: 1/4" = 1'-0"



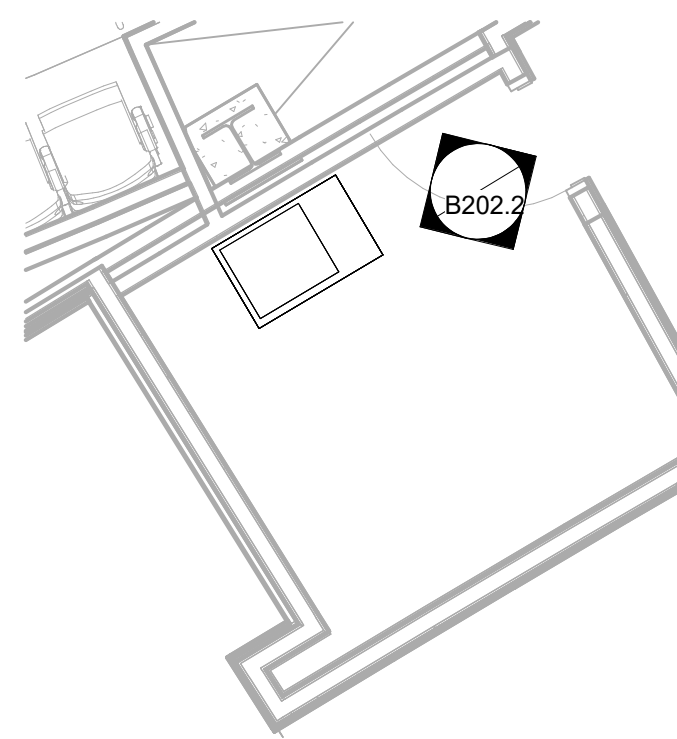
8 AV EQUIP ROOM-1152 SOUTH WALL ELEVATION
SCALE: 1/4" = 1'-0"



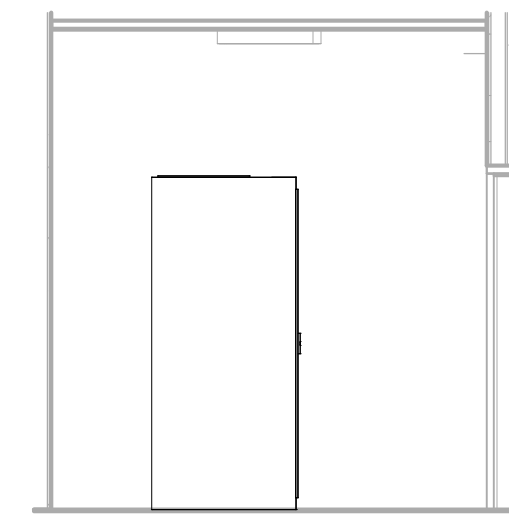
9 AV EQUIP ROOM-1152 EAST WALL ELEVATION
SCALE: 1/4" = 1'-0"




10 AV EQUIP ROOM-1152 WEST WALL ELEVATION
SCALE: 1/4" = 1'-0"




11 AV EQUIP ROOM-1203 ENLARGED FLOOR PLAN
SCALE: 1/4" = 1'-0"



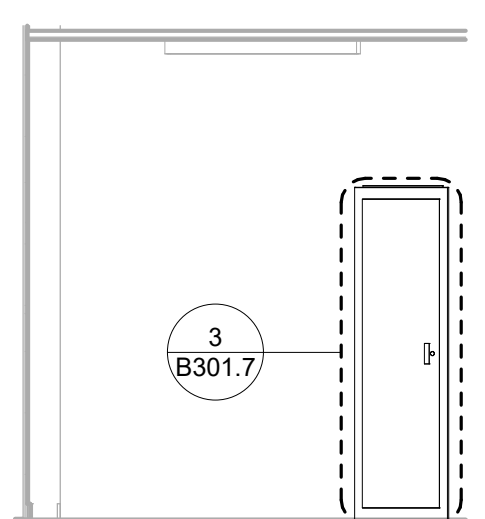
12 AV EQUIP ROOM-1203 NORTH WALL ELEVATION
SCALE: 1/4" = 1'-0"



13 AV EQUIP ROOM-1203 SOUTH WALL ELEVATION
SCALE: 1/4" = 1'-0"



14 AV EQUIP ROOM-1203 EAST WALL ELEVATION
SCALE: 1/4" = 1'-0"



15 AV EQUIP ROOM-1203 WEST WALL ELEVATION
SCALE: 1/4" = 1'-0"



Issued For

Item	Date
Issued For Bid	05/20/2024

Sheet Title

ENLARGED AV ROOMS (HEARING ROOMS)

Sheet No.

B202.2

Drawn By: DS/SR/TD

KEYED SHEET NOTES	
Key Value	Keynote Text
1	CONTRACTOR TO INSTALL 120/208/240V CIRCUITS, AND EXTEND CABLE & FIBER TRAYS AS NEEDED.

MN Legislature TV System Acquisition PM



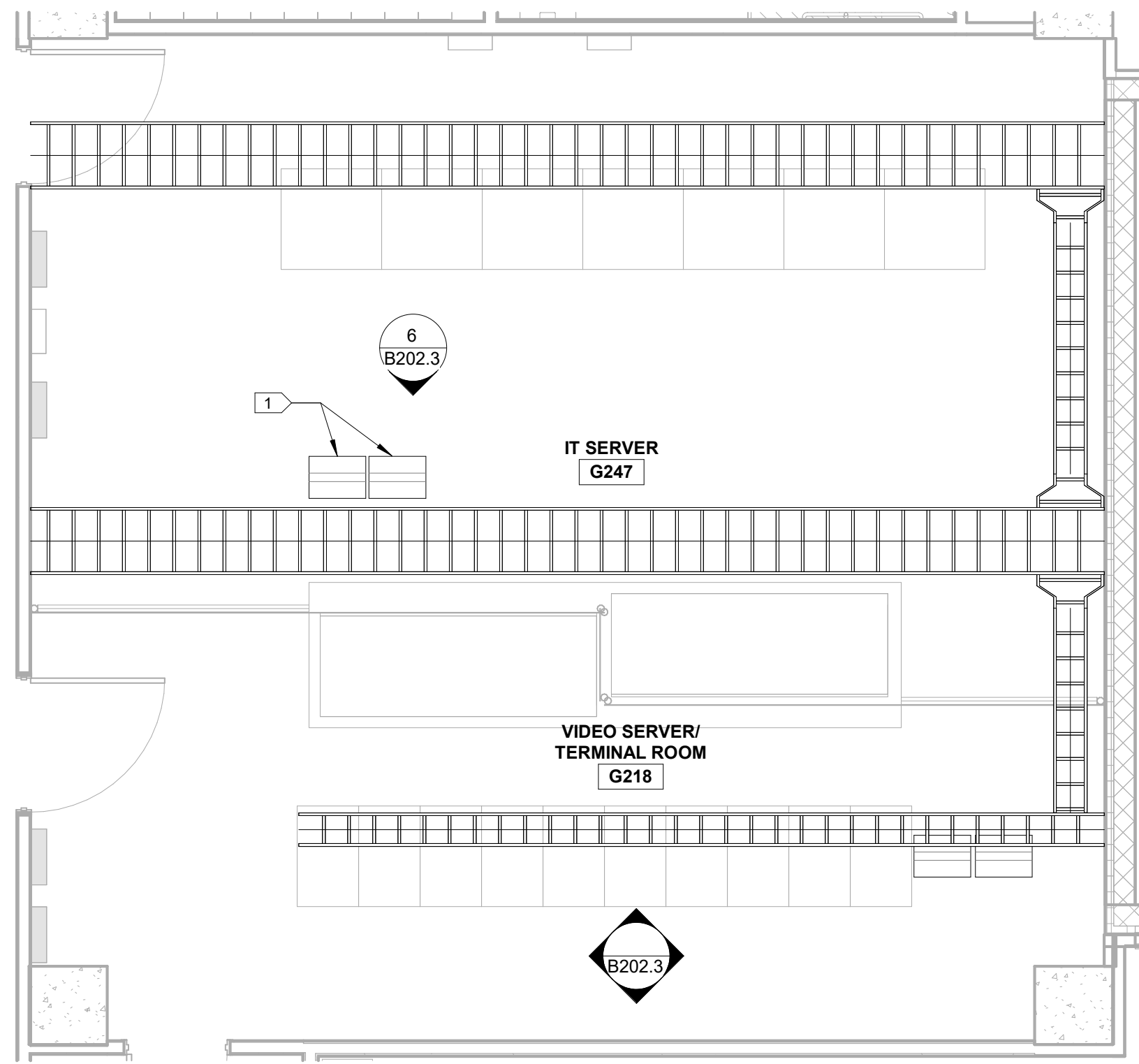
Legislative Coordinating Commission

MINNESOTA SENATE BUILDING
95 University Ave W,
St Paul, MN 55103

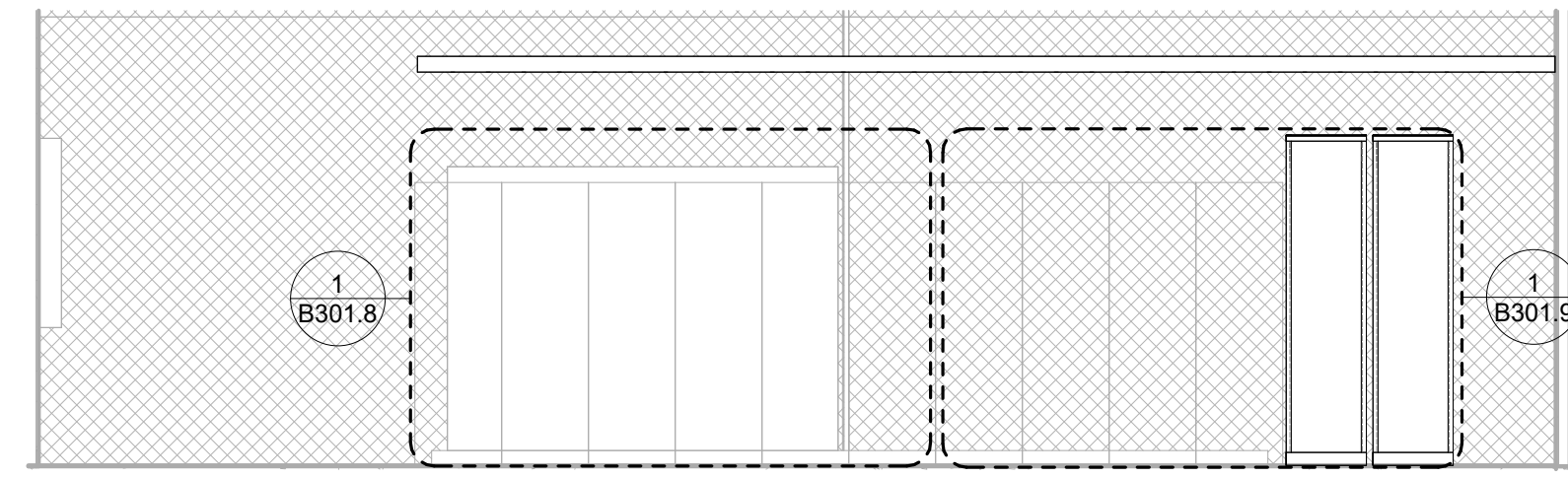
0713923

FINEPOINT TECH

416 Gateway Blvd
Burnsville MN, 55337
612.254.7462
finepoint.tech




1 VIDEO SERVER/TERMINAL ROOM-G218
SCALE: 1/4" = 1'-0"



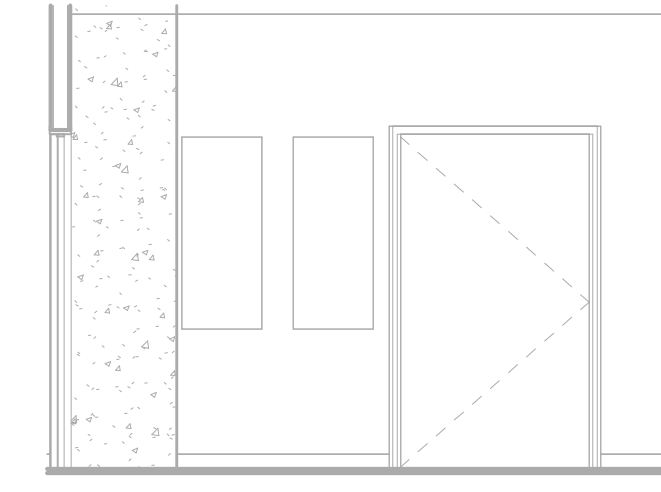
2 VIDEO SERVER / TERMINAL ROOM-G218 NORTH WALL ELEVATION
SCALE: 1/4" = 1'-0"




3 VIDEO SERVER / TERMINAL ROOM-G218 SOUTH WALL ELEVATION
SCALE: 1/4" = 1'-0"



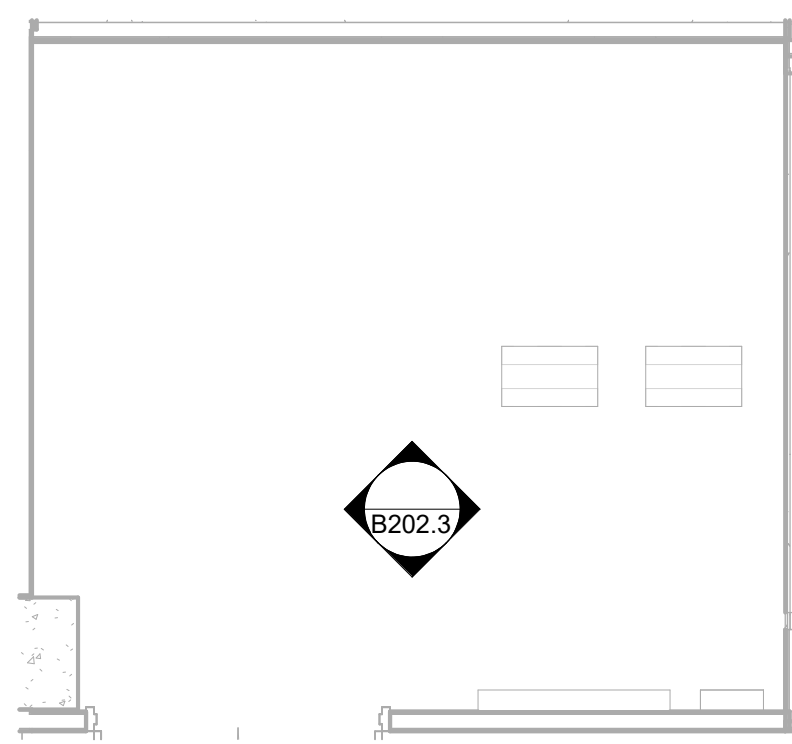
4 VIDEO SERVER / TERMINAL ROOM-G218 EAST WALL ELEVATION
SCALE: 1/4" = 1'-0"



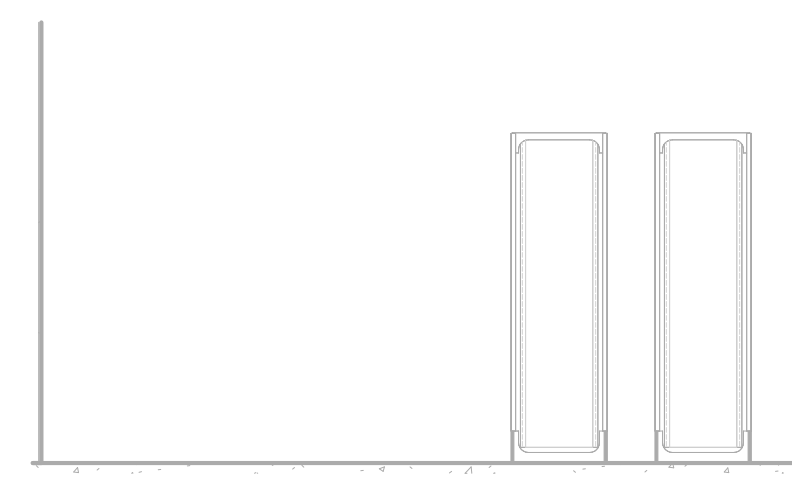
5 VIDEO SERVER / TERMINAL ROOM-G218 WEST WALL ELEVATION
SCALE: 1/4" = 1'-0"



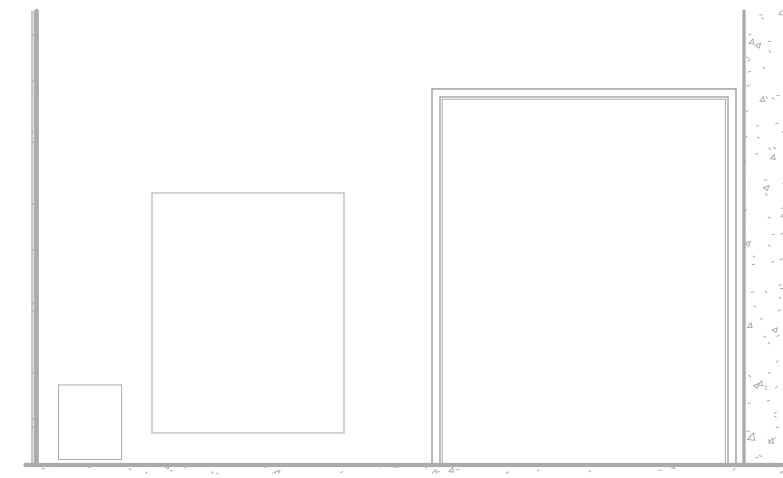
6 IT SERVER-G247 SOUTH WALL ELEVATION
SCALE: 1/4" = 1'-0"



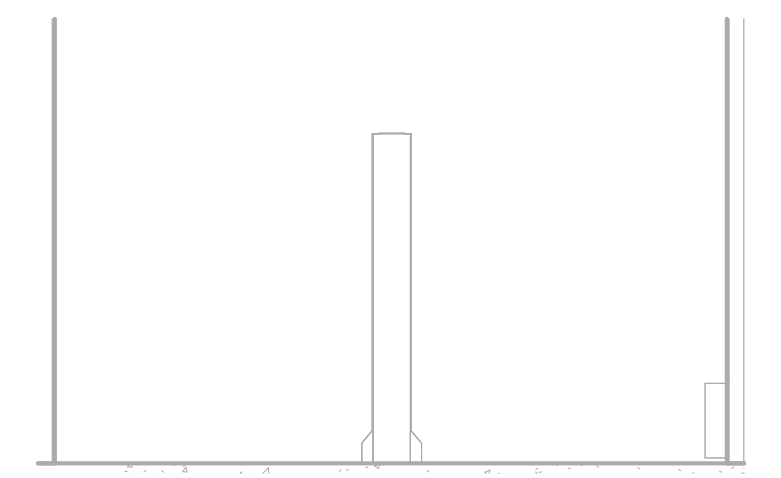
7 MPOP-G450 ENLARGED FLOOR PLAN
SCALE: 1/4" = 1'-0"



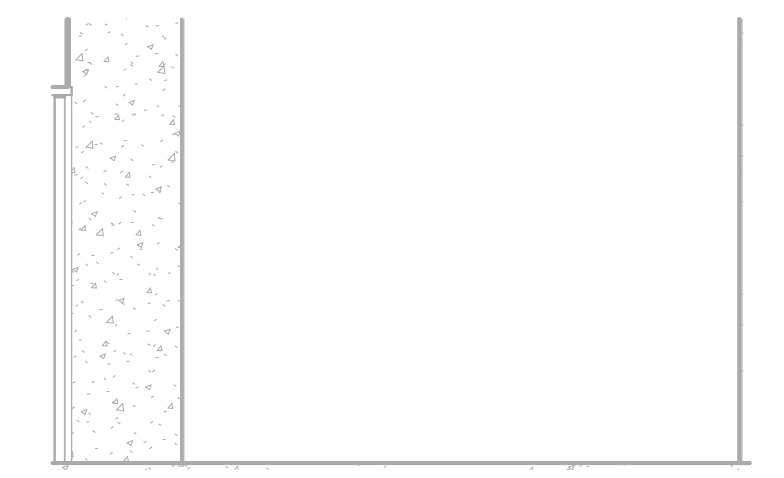
8 MPOP-G450 NORTH WALL ELEVATION
SCALE: 1/4" = 1'-0"



9 MPOP-G450 SOUTH WALL ELEVATION
SCALE: 1/4" = 1'-0"



10 MPOP-G450 EAST WALL ELEVATION
SCALE: 1/4" = 1'-0"



11 MPOP-G450 WEST WALL ELEVATION
SCALE: 1/4" = 1'-0"

Issued For	
Item	Date
Issued For Bid	05/20/2024

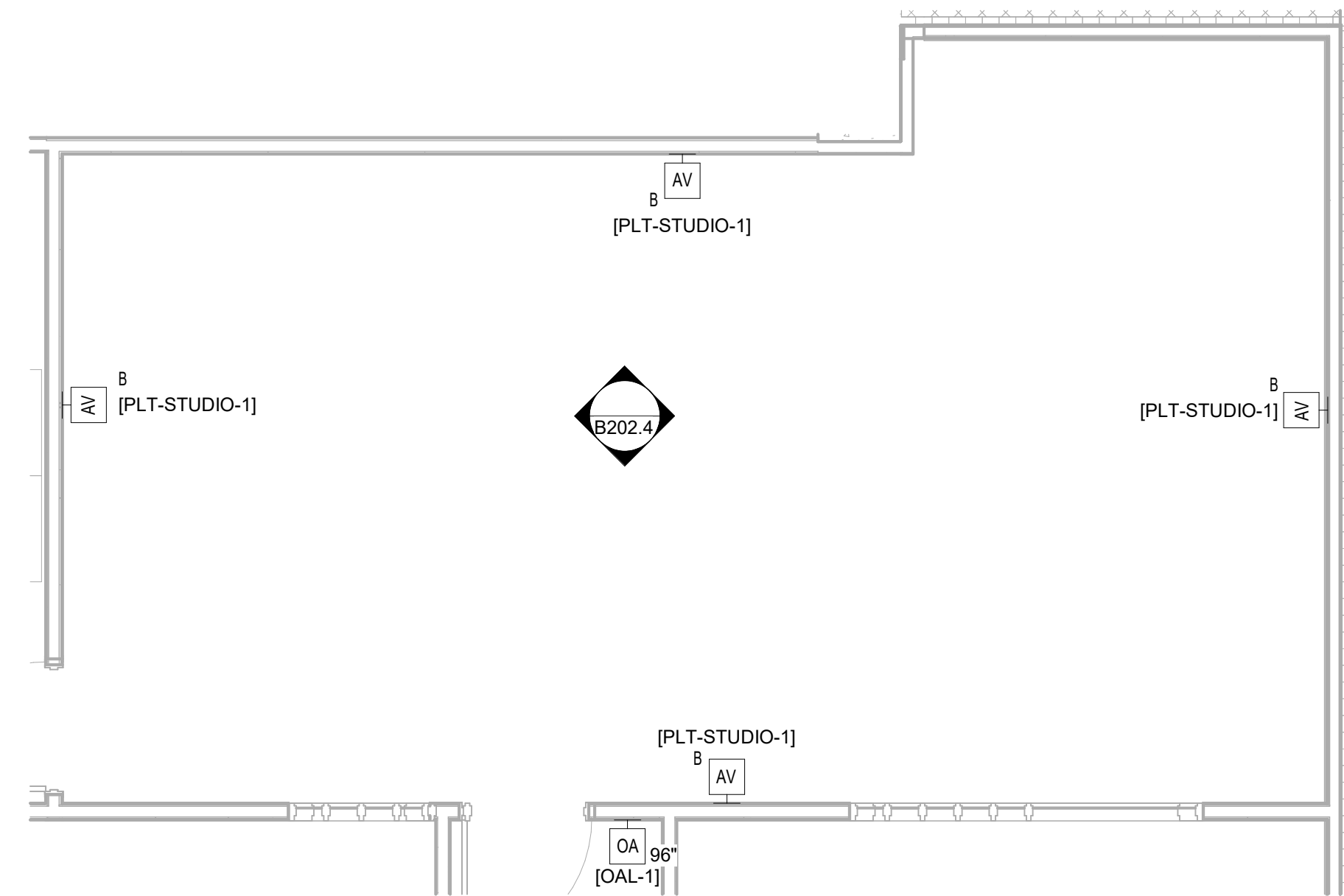
Sheet Title

ENLARGED VIDEO SERVER ROOM / MPOP

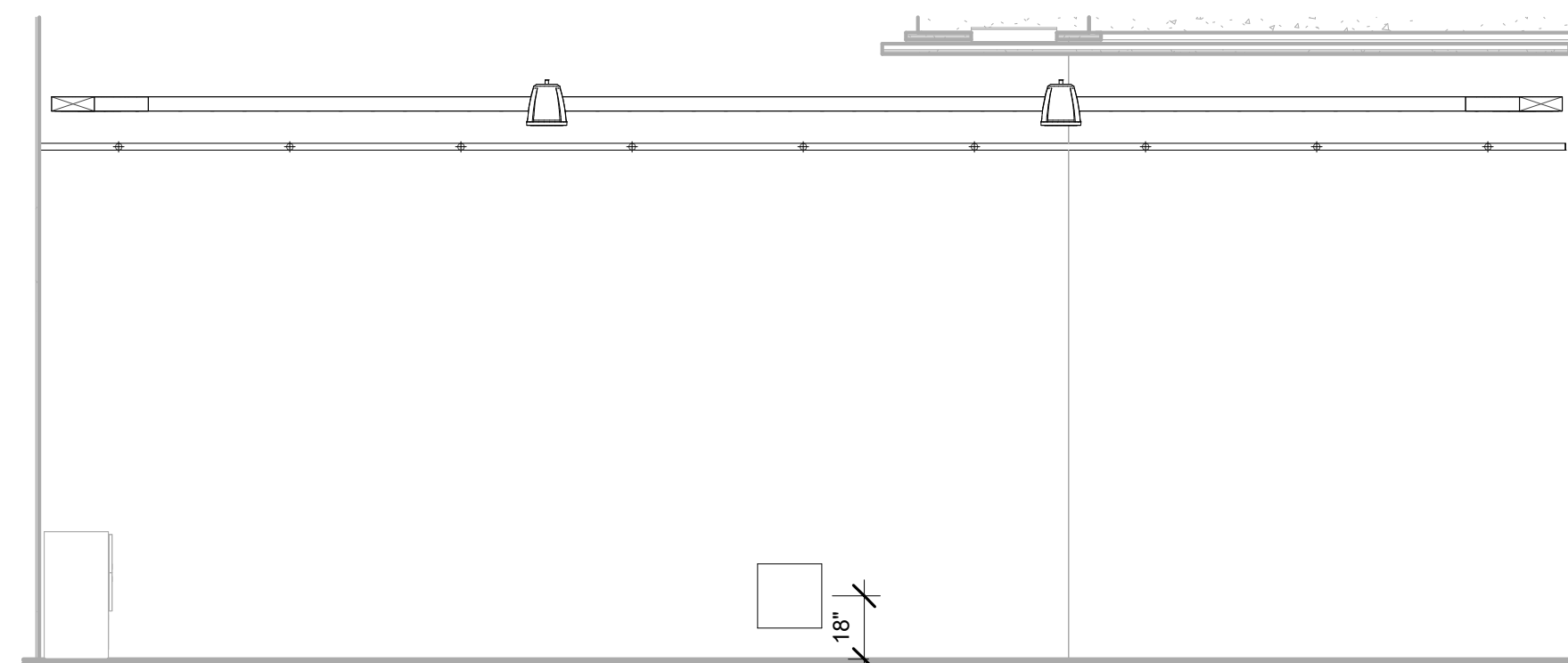
Sheet No.

B202.3

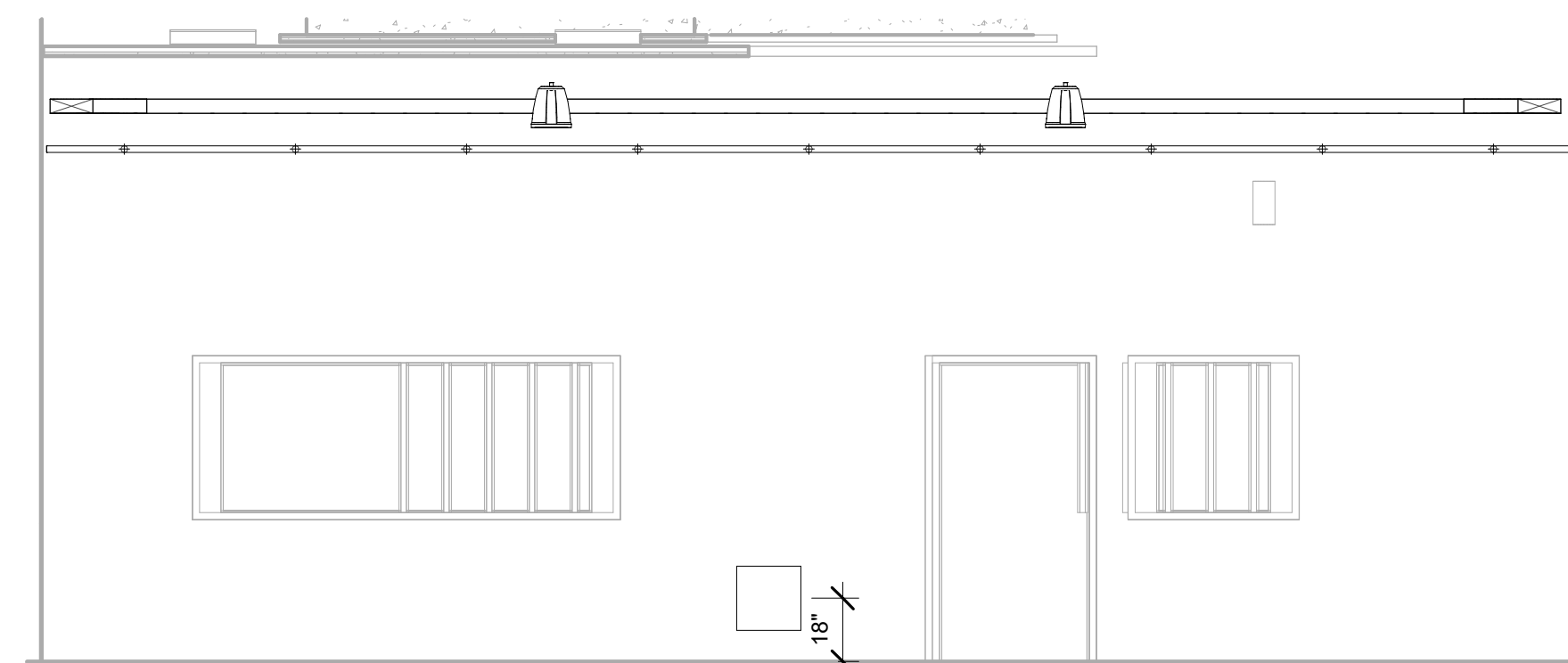
Drawn By: DS/SR/TD



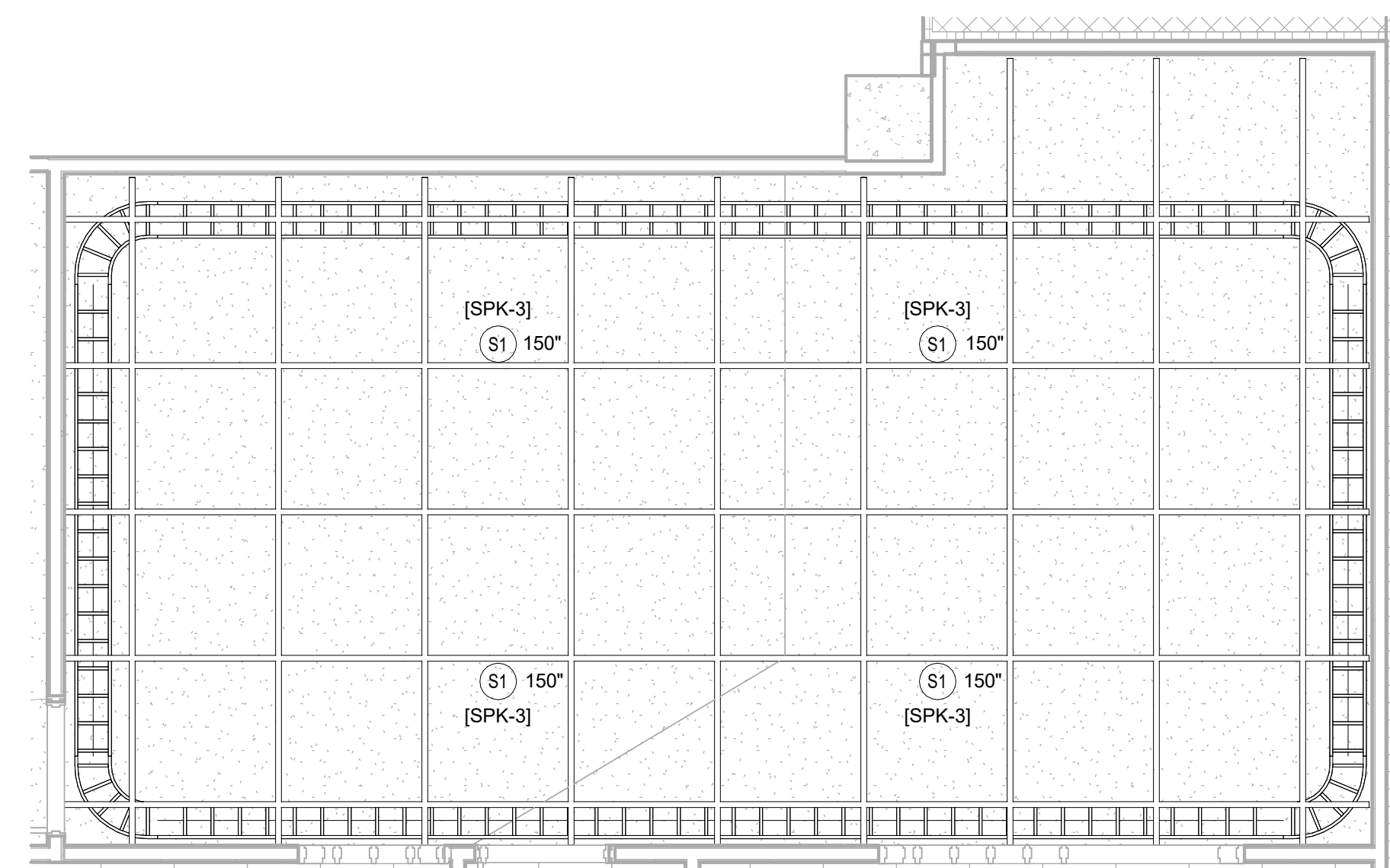
1 STUDIO-G216 ENLARGED FLOOR PLAN
SCALE: 1/4" = 1'-0"



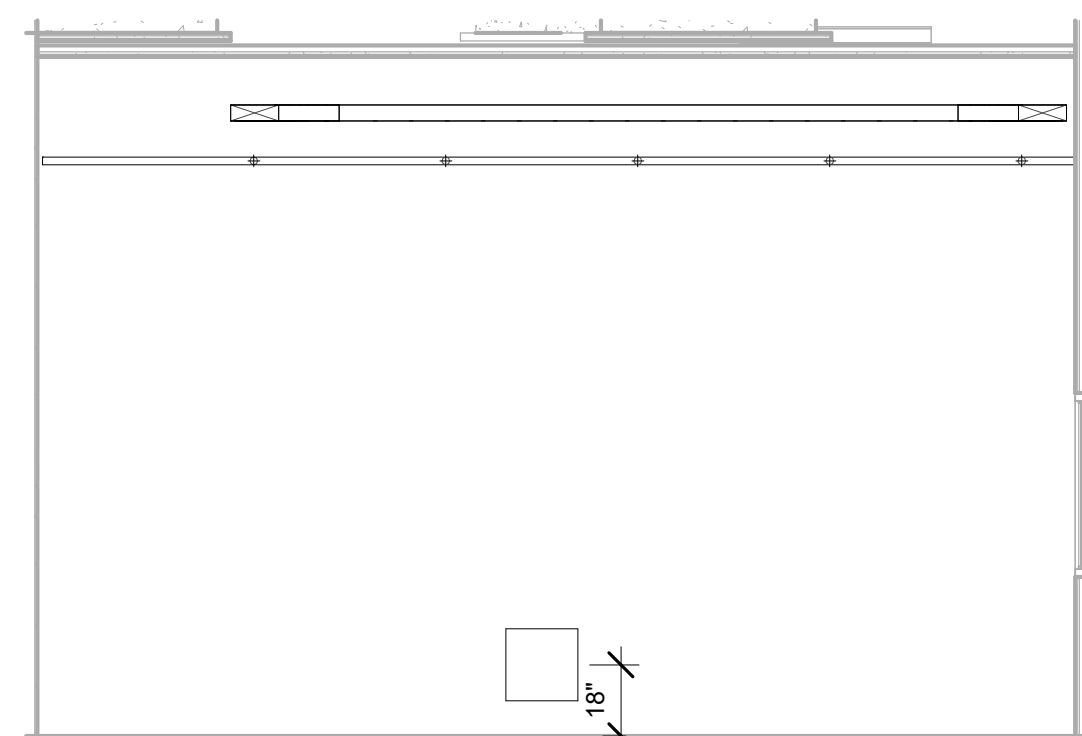
2 STUDIO-G216 NORTH WALL ELEVATION
SCALE: 1/4" = 1'-0"



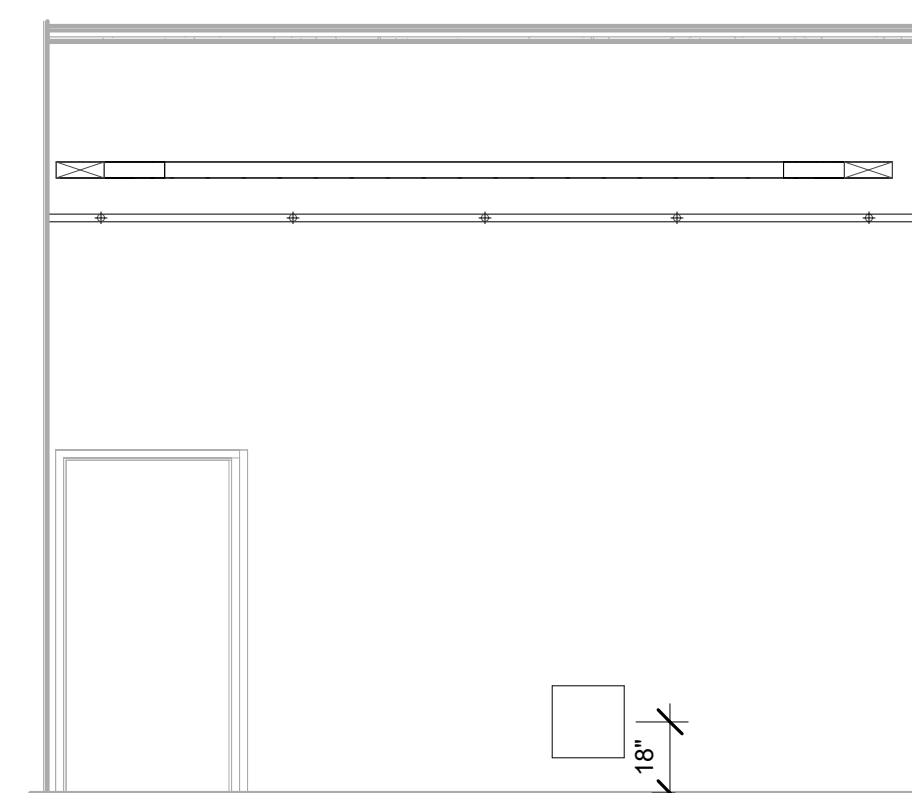
3 STUDIO-G216 SOUTH WALL ELEVATION
SCALE: 1/4" = 1'-0"



4 STUDIO-G216 ENLARGED RCP
SCALE: 1/4" = 1'-0"



5 STUDIO-G216 EAST WALL ELEVATION
SCALE: 1/4" = 1'-0"



6 STUDIO-G216 WEST WALL ELEVATION
SCALE: 1/4" = 1'-0"

Issued For

Item	Date
Issued For Bid	05/20/2024

Sheet Title

ENLARGED STUDIO ROOM

Sheet No.

B202.4

Drawn By: DS/SR/TD

KEYED SHEET NOTES	
Key Value	Keynote Text
1	CONTRACTOR TO PROVIDE AND INSTALL NEW TECHNICAL FURNITURE.
2	OWNER-PROVIDED AND INSTALLED DEMOUNTABLE ROOM DIVIDER.
3	CONTRACTOR TO PROVIDE AND INSTALL NEW TECHNICAL FURNITURE OR MODIFY/EXTEND EXISTING AND PROVIDE NEW WORKSURFACE.

MN Legislature TV System Acquisition PM



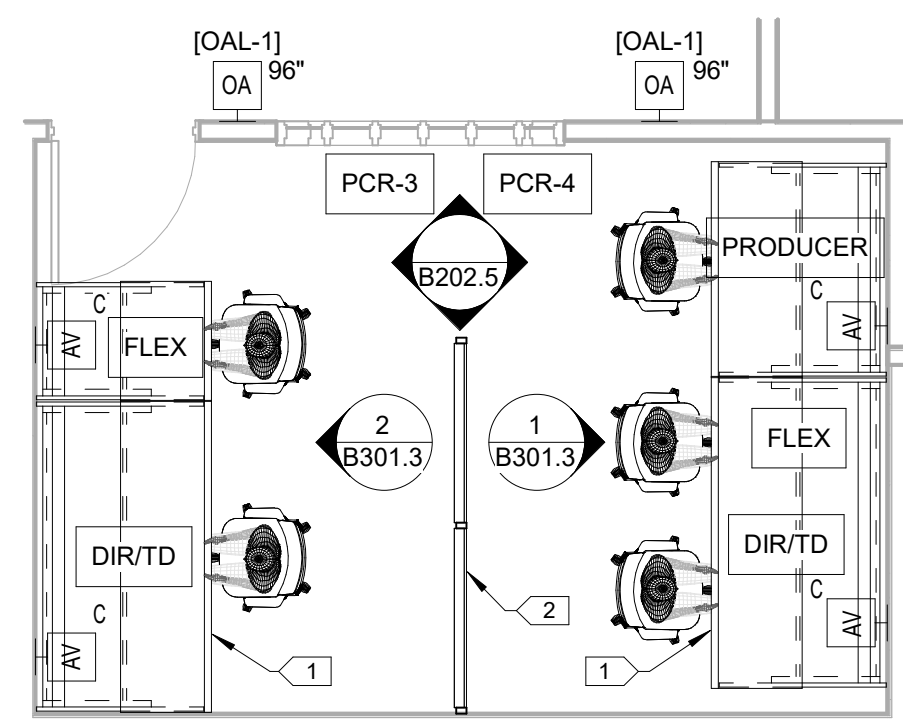
Legislative Coordinating Commission

MINNESOTA SENATE BUILDING
95 University Ave W,
St Paul, MN 55103

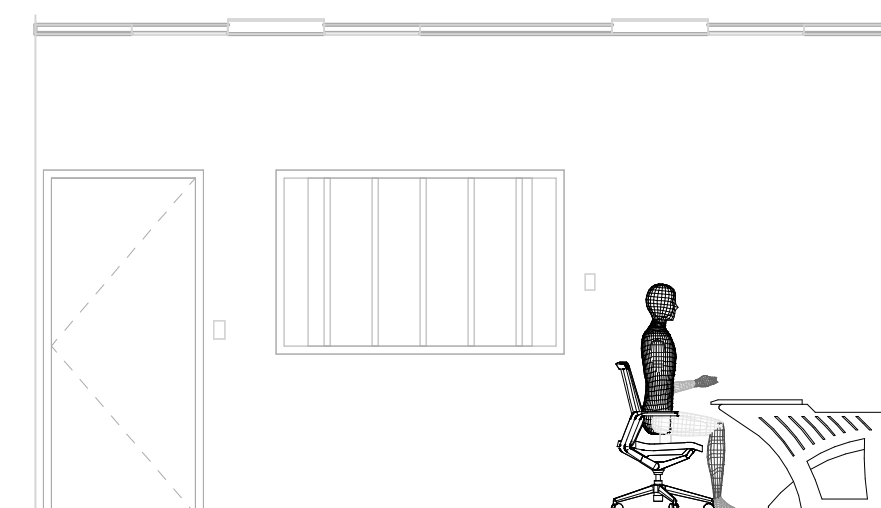
0713923

FINEPOINT TECH

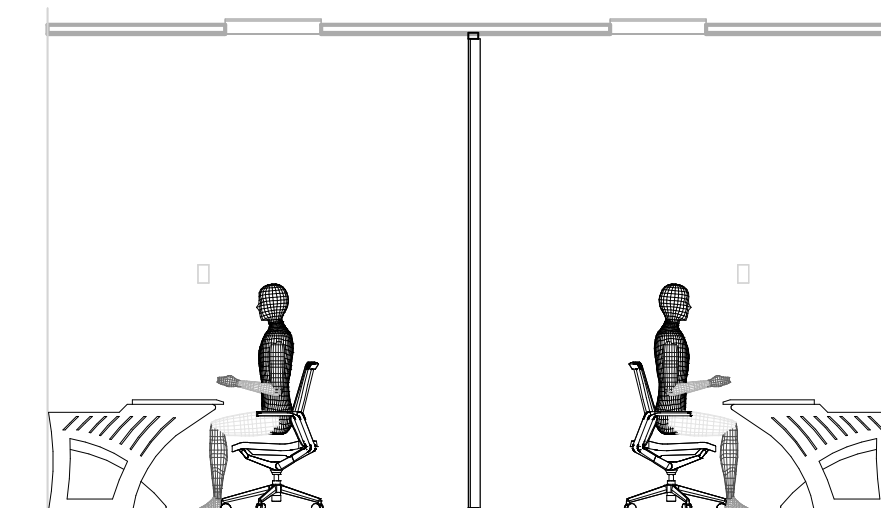
416 Gateway Blvd
Burnsville MN, 55337
612.254.7462
finepoint.tech




1 PRODUCTION CONTROL-3/4-G214 ENLARGED FLOOR PLAN
SCALE: 1/4" = 1'-0"




2 PRODUCTION CONTROL-3/4-G214 NORTH WALL ELEVATION
SCALE: 1/4" = 1'-0"



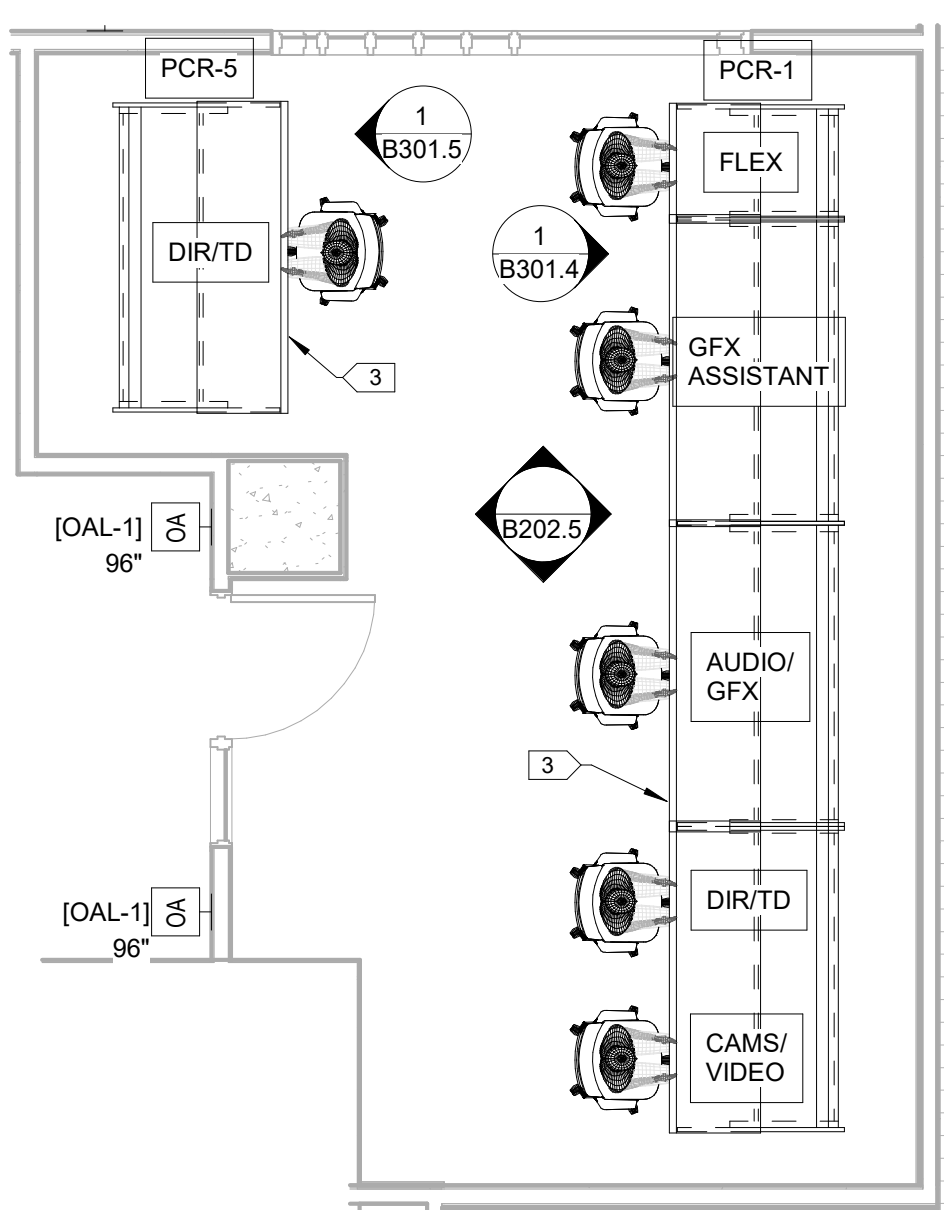
3 PRODUCTION CONTROL-3/4-G214 SOUTH WALL ELEVATION
SCALE: 1/4" = 1'-0"




4 PRODUCTION CONTROL-3/4-G214 EAST WALL ELEVATION
SCALE: 1/4" = 1'-0"



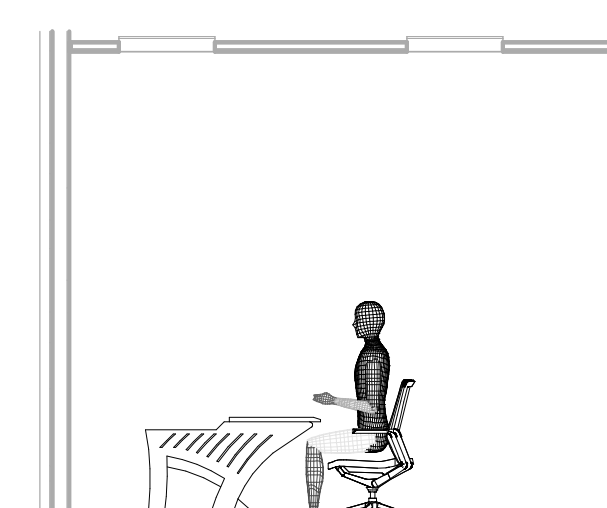
5 PRODUCTION CONTROL-3/4-G214 WEST WALL ELEVATION
SCALE: 1/4" = 1'-0"




6 PRODUCTION CONTROL 1/5-G215 ENLARGED FLOOR PLAN
SCALE: 1/4" = 1'-0"



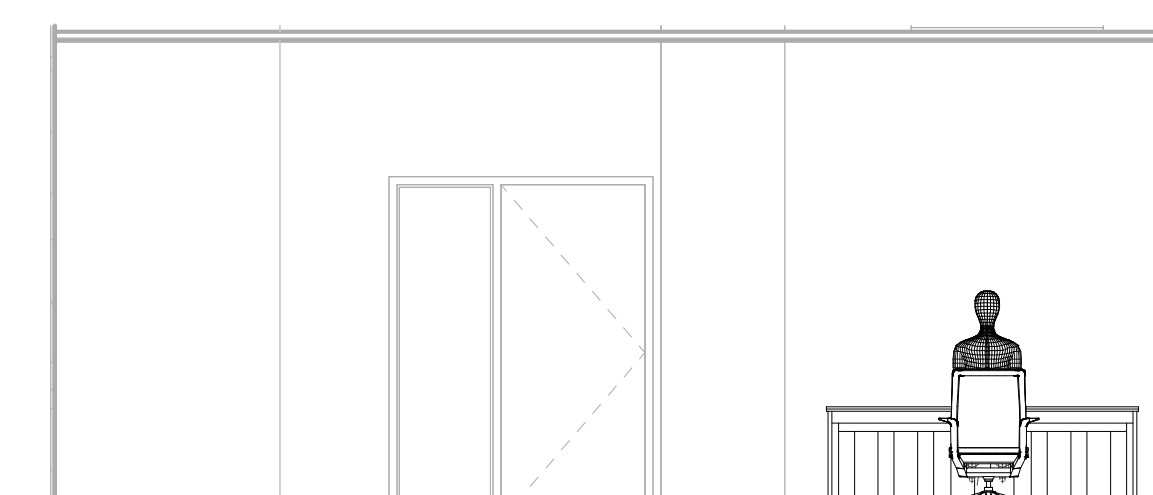
7 PRODUCTION CONTROL-1/5-G215 NORTH WALL ELEVATION
SCALE: 1/4" = 1'-0"




8 PRODUCTION CONTROL-1/5-G215 SOUTH WALL ELEVATION
SCALE: 1/4" = 1'-0"



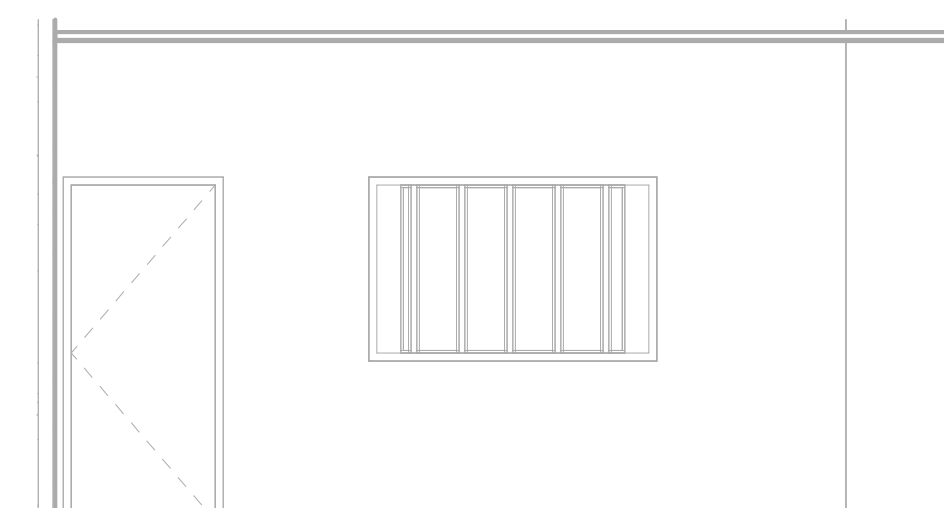
9 PRODUCTION CONTROL-1/5-G215 EAST WALL ELEVATION
SCALE: 1/4" = 1'-0"




10 PRODUCTION CONTROL-1/5-G215 WEST WALL ELEVATION
SCALE: 1/4" = 1'-0"



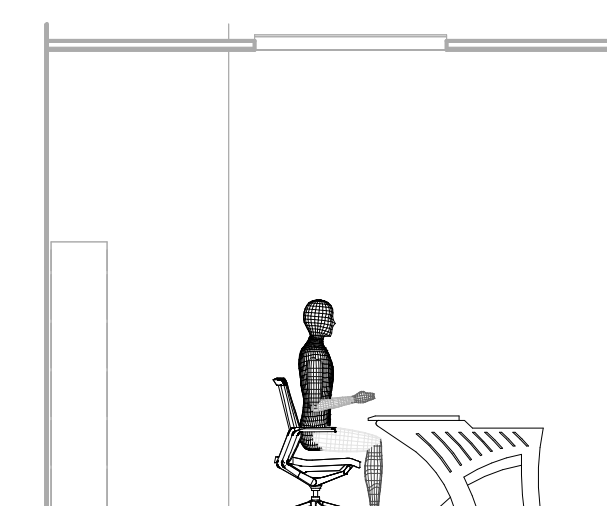
12 PRODUCTION CONTROL-2-G213 NORTH WALL ELEVATION
SCALE: 1/4" = 1'-0"



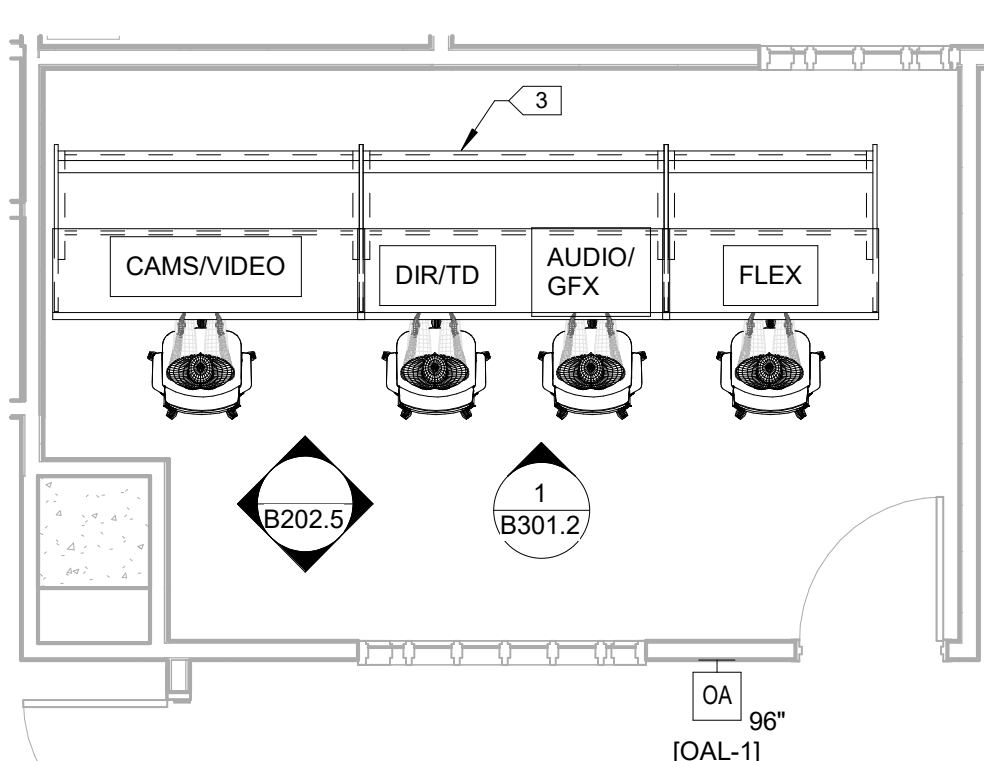
13 PRODUCTION CONTROL-2-G213 SOUTH WALL ELEVATION
SCALE: 1/4" = 1'-0"



14 PRODUCTION CONTROL-2-G213 EAST WALL ELEVATION
SCALE: 1/4" = 1'-0"



15 PRODUCTION CONTROL-2-G213 WEST WALL ELEVATION
SCALE: 1/4" = 1'-0"



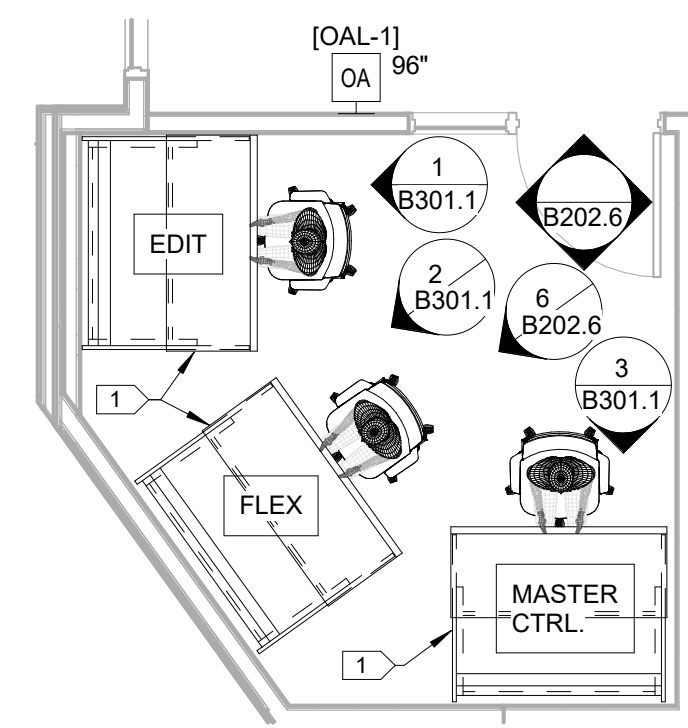
11 PRODUCTION CONTROL 2-G213 ENLARGED FLOOR PLAN
SCALE: 1/4" = 1'-0"

Issued For	
Item	Date
Issued For Bid	05/20/2024


Sheet Title
ENLARGED PRODUCTION CONTROL ROOMS

Sheet No.
B202.5

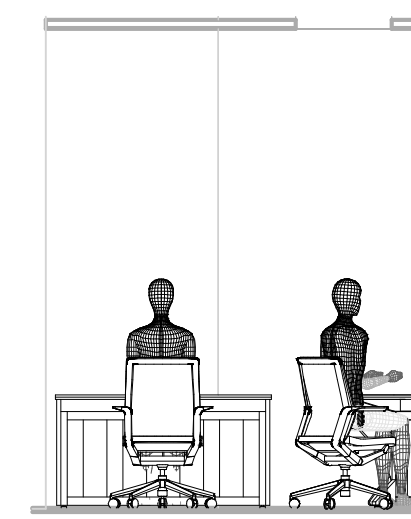
Drawn By: DS/SR/TD




1 MASTER CONTROL-G210 ENLARGED FLOOR PLAN
SCALE: 1/4" = 1'-0"



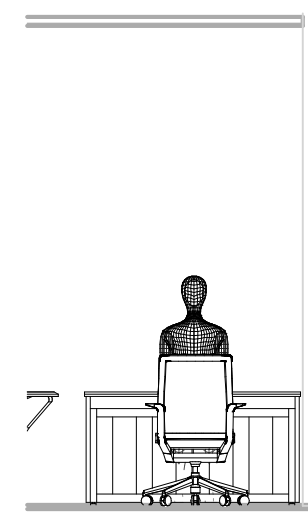
2 MASTER CONTROL-G210 NORTH WALL ELEVATION
SCALE: 1/4" = 1'-0"




3 MASTER CONTROL-G210 SOUTH WALL ELEVATION
SCALE: 1/4" = 1'-0"



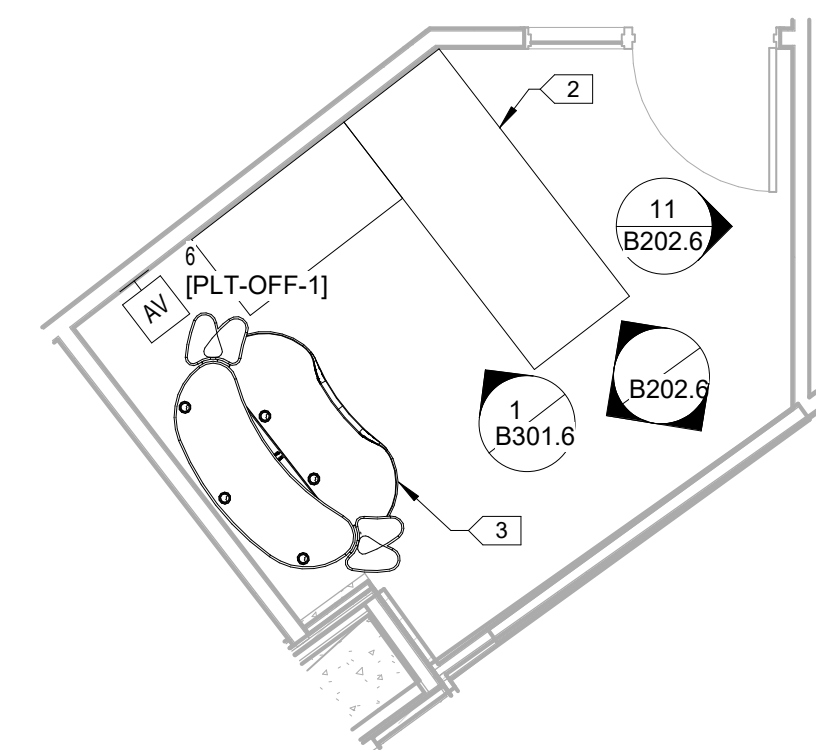
4 MASTER CONTROL-G210 EAST WALL ELEVATION
SCALE: 1/4" = 1'-0"



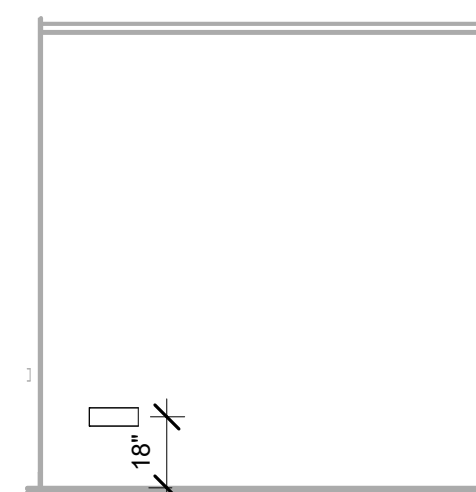
5 MASTER CONTROL-G210 WEST WALL ELEVATION
SCALE: 1/4" = 1'-0"



6 MASTER CONTROL-G210 SW WALL ELEVATION
SCALE: 1/4" = 1'-0"



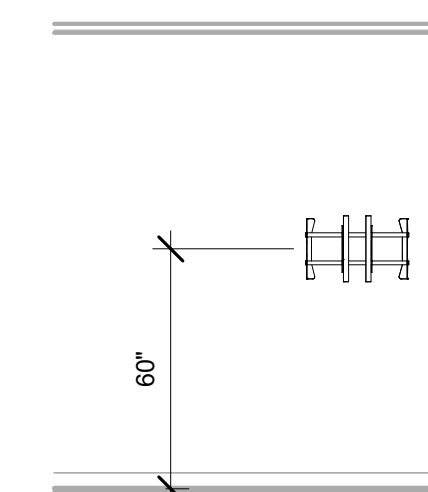
7 EDIT OFFICE-G231 ENLARGED FLOOR PLAN
SCALE: 1/4" = 1'-0"




8 EDIT OFFICE-G231 NW WALL ELEVATION
SCALE: 1/4" = 1'-0"



9 EDIT OFFICE-G231 SE WALL ELEVATION
SCALE: 1/4" = 1'-0"



10 EDIT OFFICE-G231 SW WALL ELEVATION
SCALE: 1/4" = 1'-0"



11 EDIT OFFICE-G231 EAST WALL ELEVATION
SCALE: 1/4" = 1'-0"

KEYED SHEET NOTES	
Key Value	Keynote Text
1	CONTRACTOR TO PROVIDE AND INSTALL NEW TECHNICAL FURNITURE.
2	EXISTING OFE OFFICE DESK
3	CONTRACTOR TO MOVE AND REUSE EXISTING EDIT DESK TECHNICAL FURNITURE.

MN Legislature TV System Acquisition PM



Legislative Coordinating Commission

MINNESOTA SENATE BUILDING
95 University Ave W,
St Paul, MN 55103

0713923

FINEPOINT TECH

416 Gateway Blvd
Burnsville MN, 55337
612.254.7462
finepoint.tech

Issued For

Item	Date
Issued For Bid	05/20/2024

Sheet Title

ENLARGED
PRODUCTION
CONTROL ROOMS

Sheet No.

B202.6

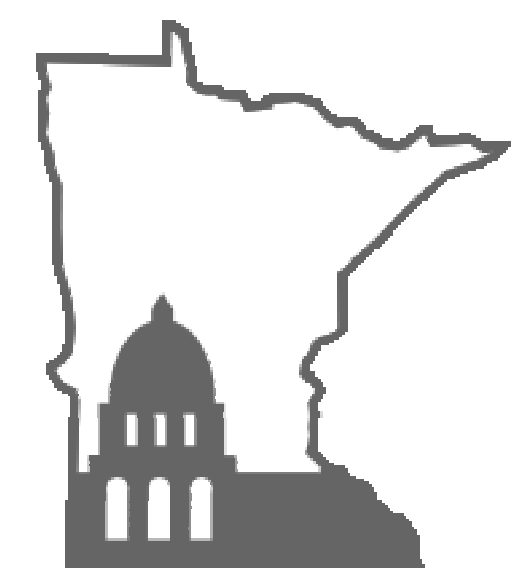
Drawn By: DS/SR/TD

GENERAL NOTES - RACK ELEVATIONS

• DEPICTIONS HEREIN ARE CONCEPTUAL IN NATURE, AND NOT A REPRESENTATION OF EXACT HEIGHTS, LOCATION, ELEVATIONS, OR MOUNTING METHODS.

KEYED SHEET NOTES	
Key Value	Keynote Text
1	PROVIDE ARTICULATING MONITOR MOUNT ATTACHED TO CONSOLE MONITOR ARM RAIL.
2	WALL MOUNTED SPEAKER

MN Legislature TV System Acquisition PM

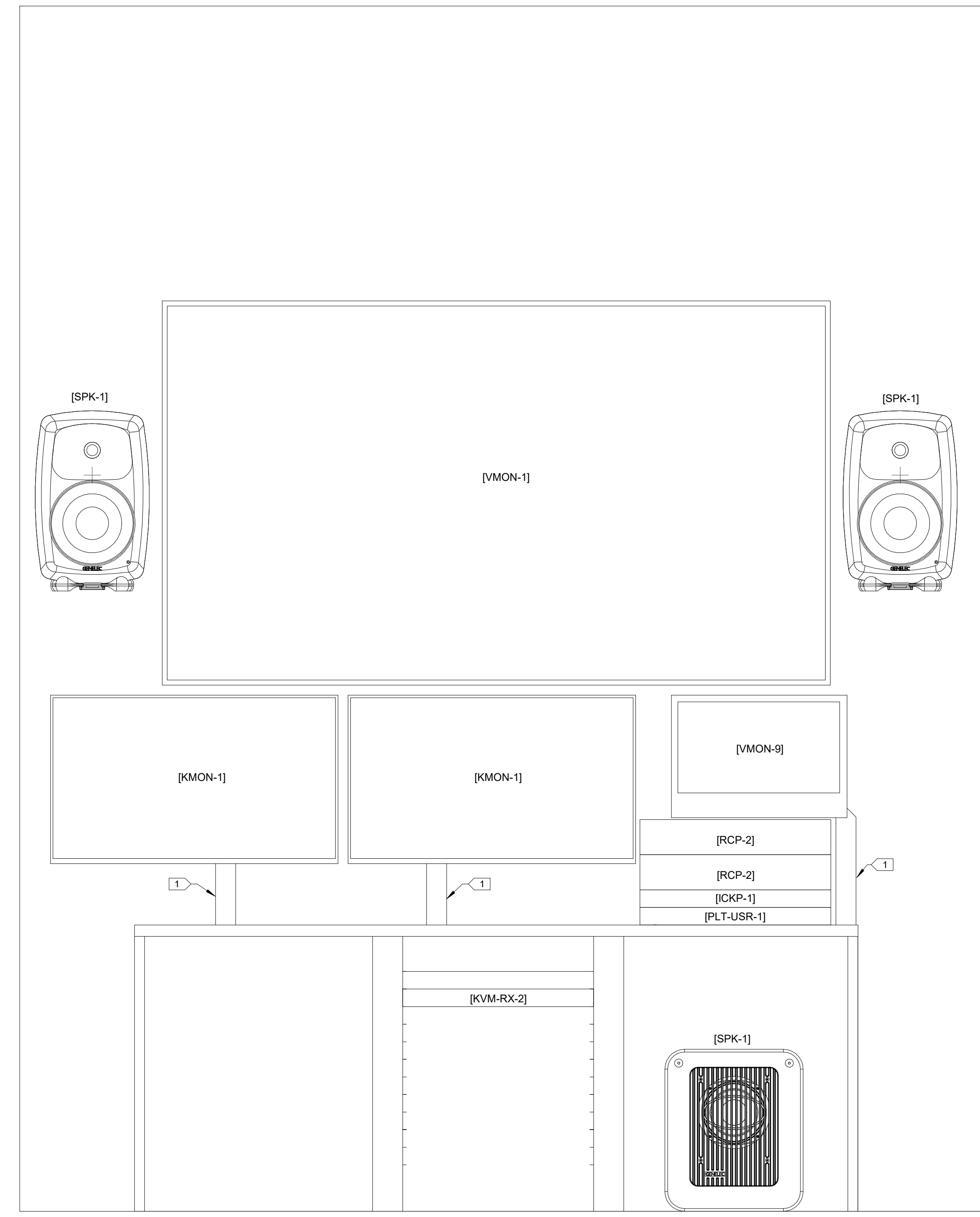
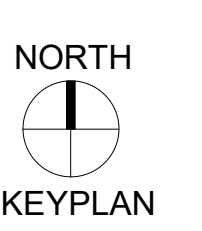


Legislative Coordinating Commission
 MINNESOTA SENATE BUILDING
 95 University Ave W,
 St Paul, MN 55103
 0713923

FINEPOINT TECH


416 Gateway Blvd
 Burnsville MN, 55337
 612.254.7462
 finepoint.tech

Item	Date
Issued For Bid	05/20/2024



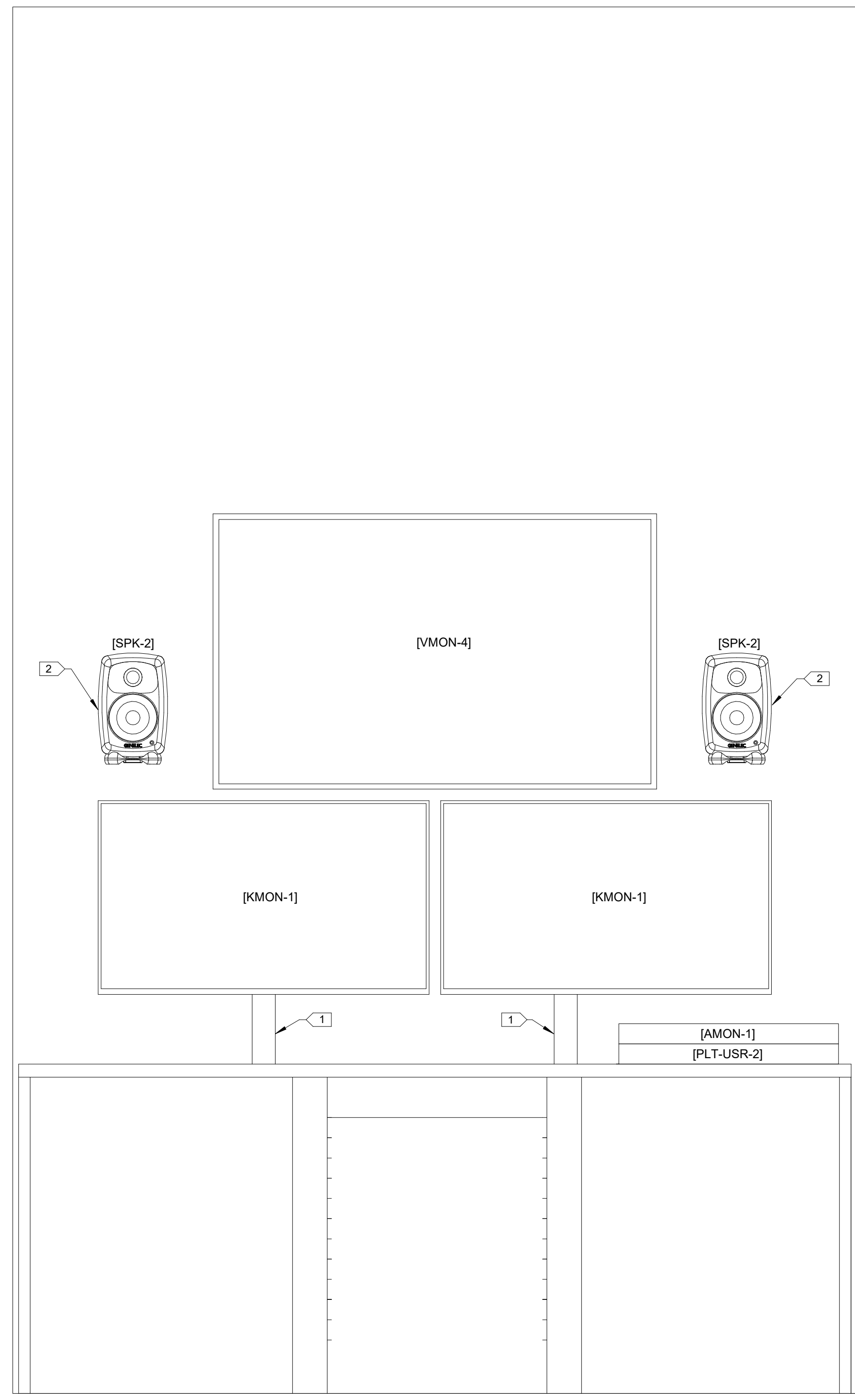
MASTER CONTROL

3 MASTER CONTROL-G210 SOUTH CONSOLE ELEVATION



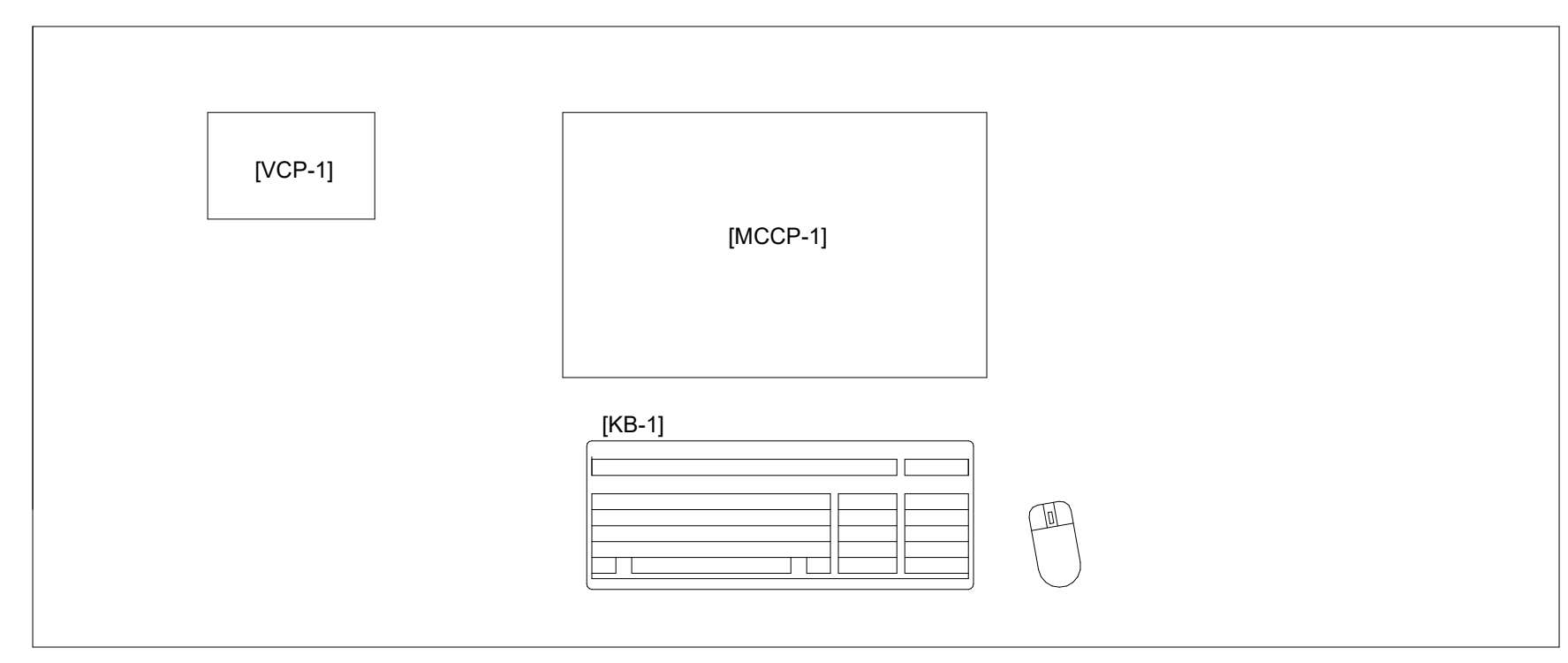
FLEX

2 MASTER CONTROL-G210 SW CONSOLE ELEVATION

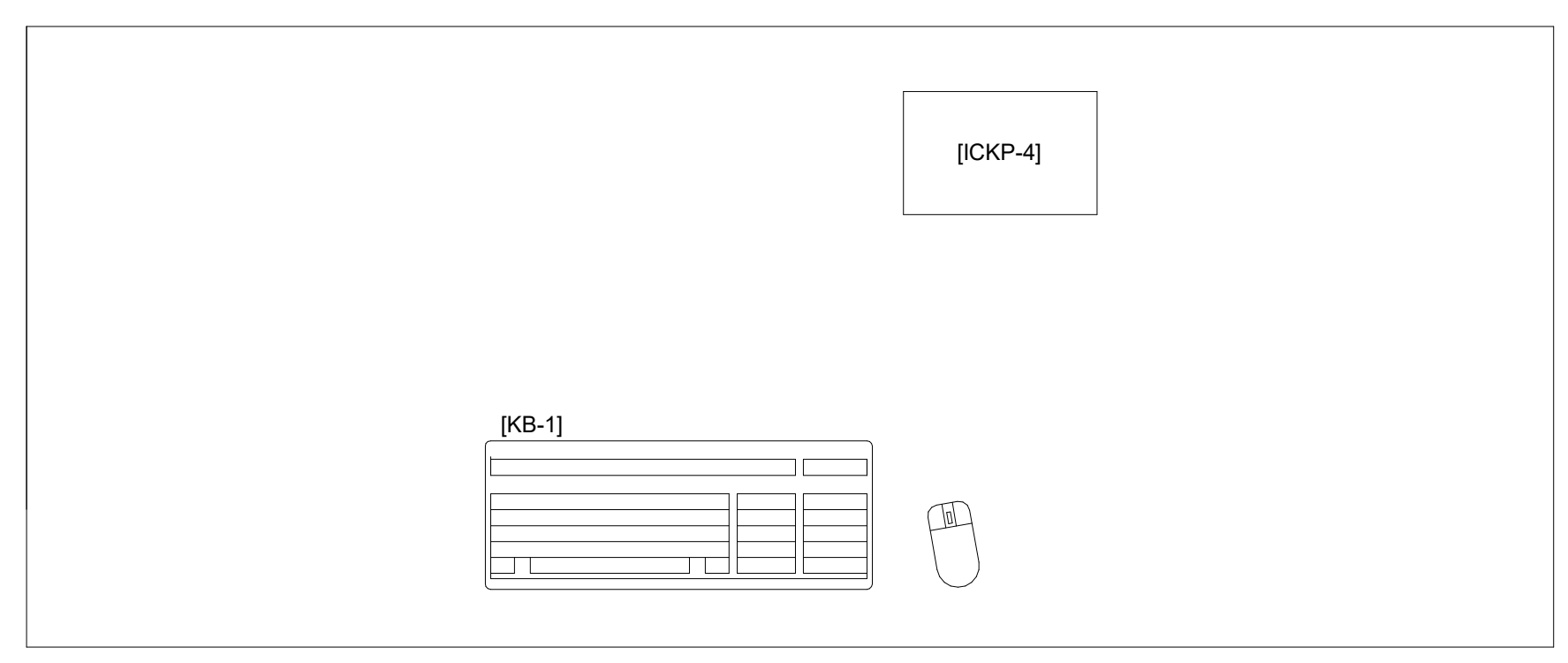


EDIT

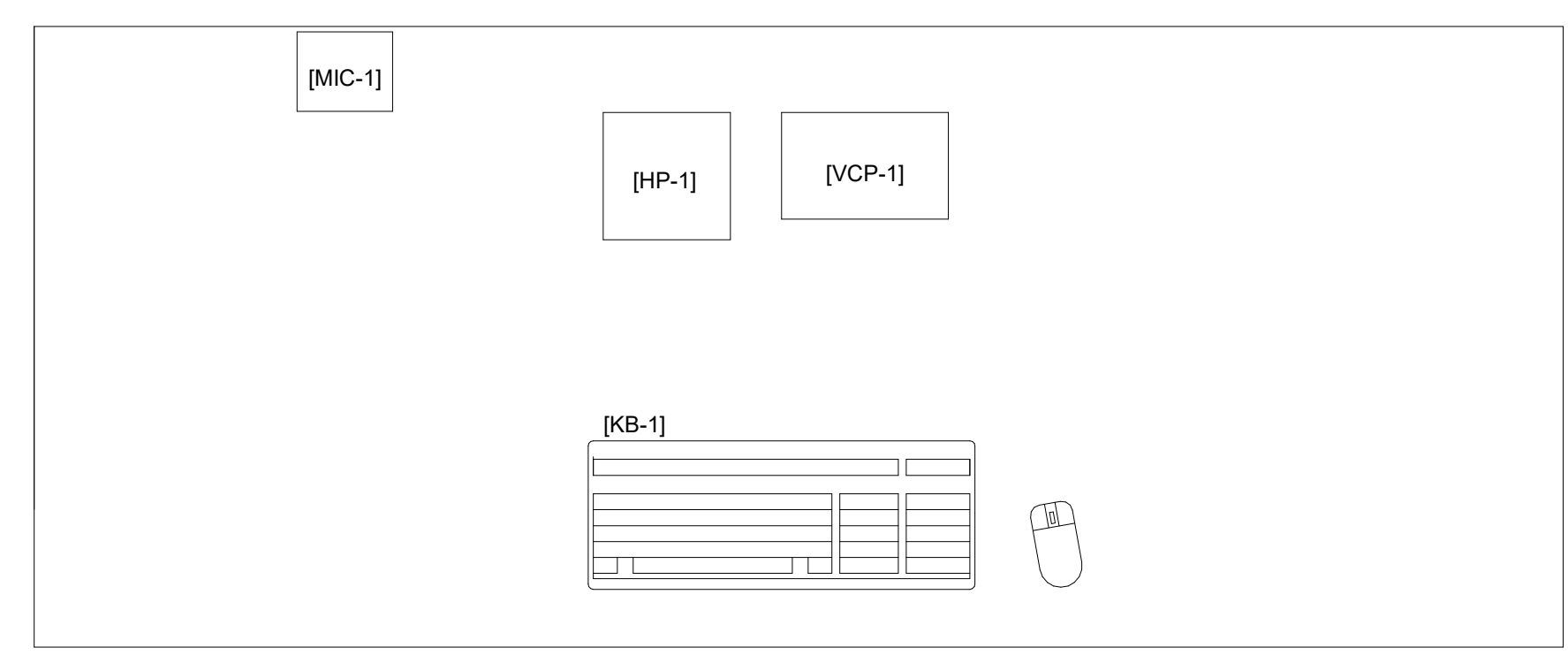
1 MASTER CONTROL-G210 WEST CONSOLE ELEVATION



6 MASTER CONTROL-G210 SOUTH CONSOLE SURFACE



5 MASTER CONTROL-G210 SW CONSOLE SURFACE



4 MASTER CONTROL-G210 WEST CONSOLE SURFACE

MASTER CONTROL-G210 CONSOLE ELEVATION

Sheet No.
B301.1

Drawn By: DS/SR/TD

GENERAL NOTES - RACK ELEVATIONS

• DEPICTIONS HEREIN ARE CONCEPTUAL IN NATURE, AND NOT A REPRESENTATION OF EXACT HEIGHTS, LOCATION, ELEVATIONS, OR MOUNTING METHODS.

KEYED SHEET NOTES	
Key Value	Keynote Text
1	PROVIDE ARTICULATING MONITOR MOUNT ATTACHED TO CONSOLE MONITOR ARM RAIL.
2	MOUNT USING INCLUDED FLOOR STAND.

MN Legislature TV System Acquisition PM



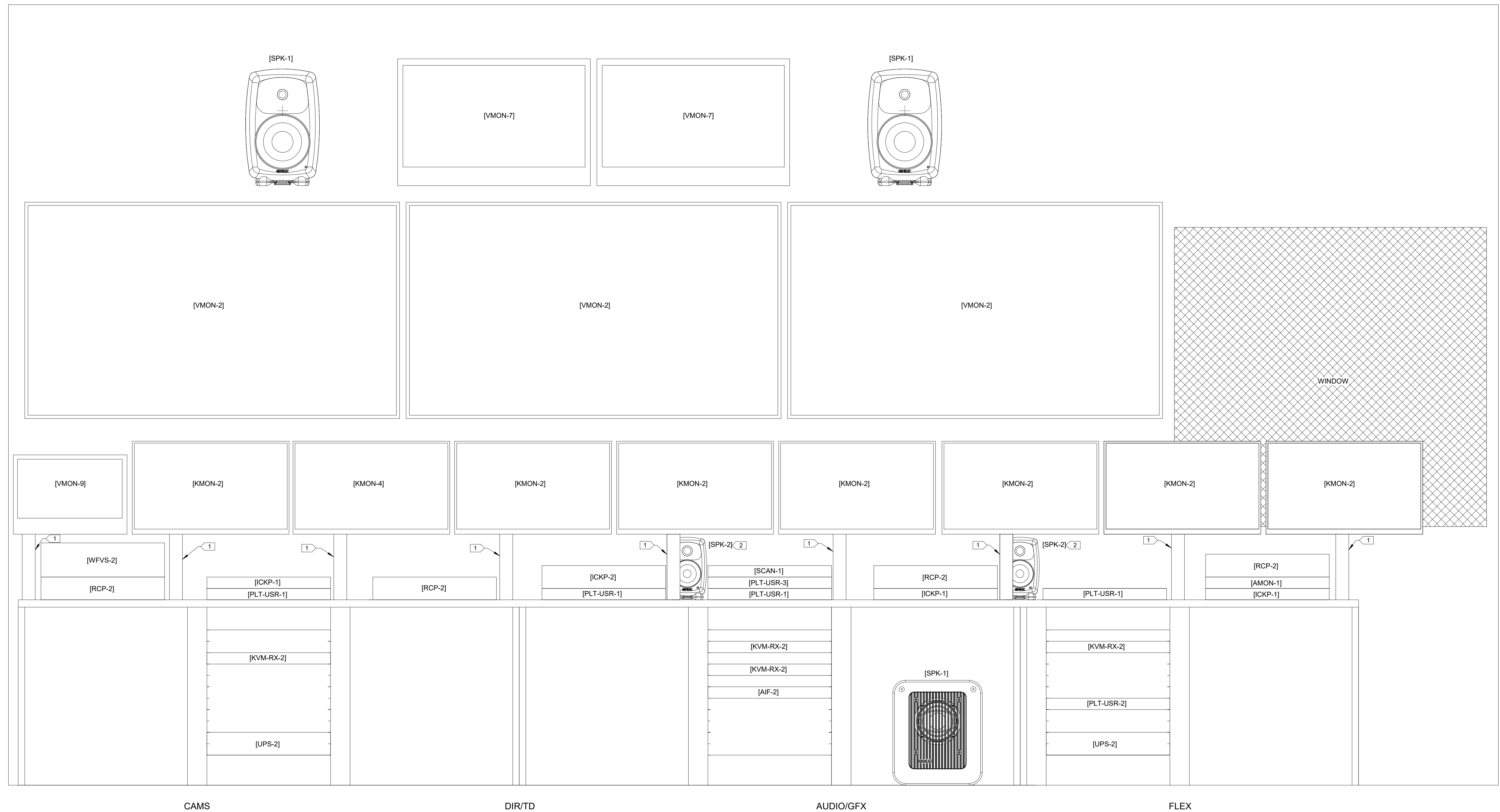
Legislative Coordinating Commission

MINNESOTA SENATE BUILDING
95 University Ave W,
St Paul, MN 55103

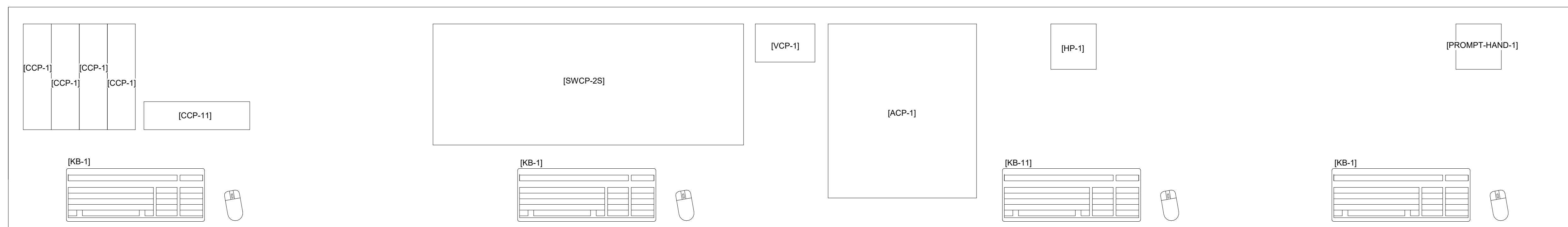
0713923

FINEPOINT TECH

416 Gateway Blvd
Burnsville MN, 55337
612.254.7462
finepoint.tech



1 PRODUCTION CONTROL-2-G213 CONSOLE ELEVATION



2 PRODUCTION CONTROL-2-G213 CONSOLE SURFACE

Item	Date
Issued For Bid	05/20/2024



PRODUCTION CONTROL-2-G213 CONSOLE ELEVATION

Sheet No.

B301.2

Drawn By: DS/SR/TD

GENERAL NOTES - RACK ELEVATIONS

• DEPICTIONS HEREIN ARE CONCEPTUAL IN NATURE, AND NOT A REPRESENTATION OF EXACT HEIGHTS, LOCATION, ELEVATIONS, OR MOUNTING METHODS.

KEYED SHEET NOTES

Key Value	Keynote Text
1	PROVIDE ARTICULATING MONITOR MOUNT ATTACHED TO CONSOLE MONITOR ARM RAIL.

MN Legislature TV System Acquisition PM



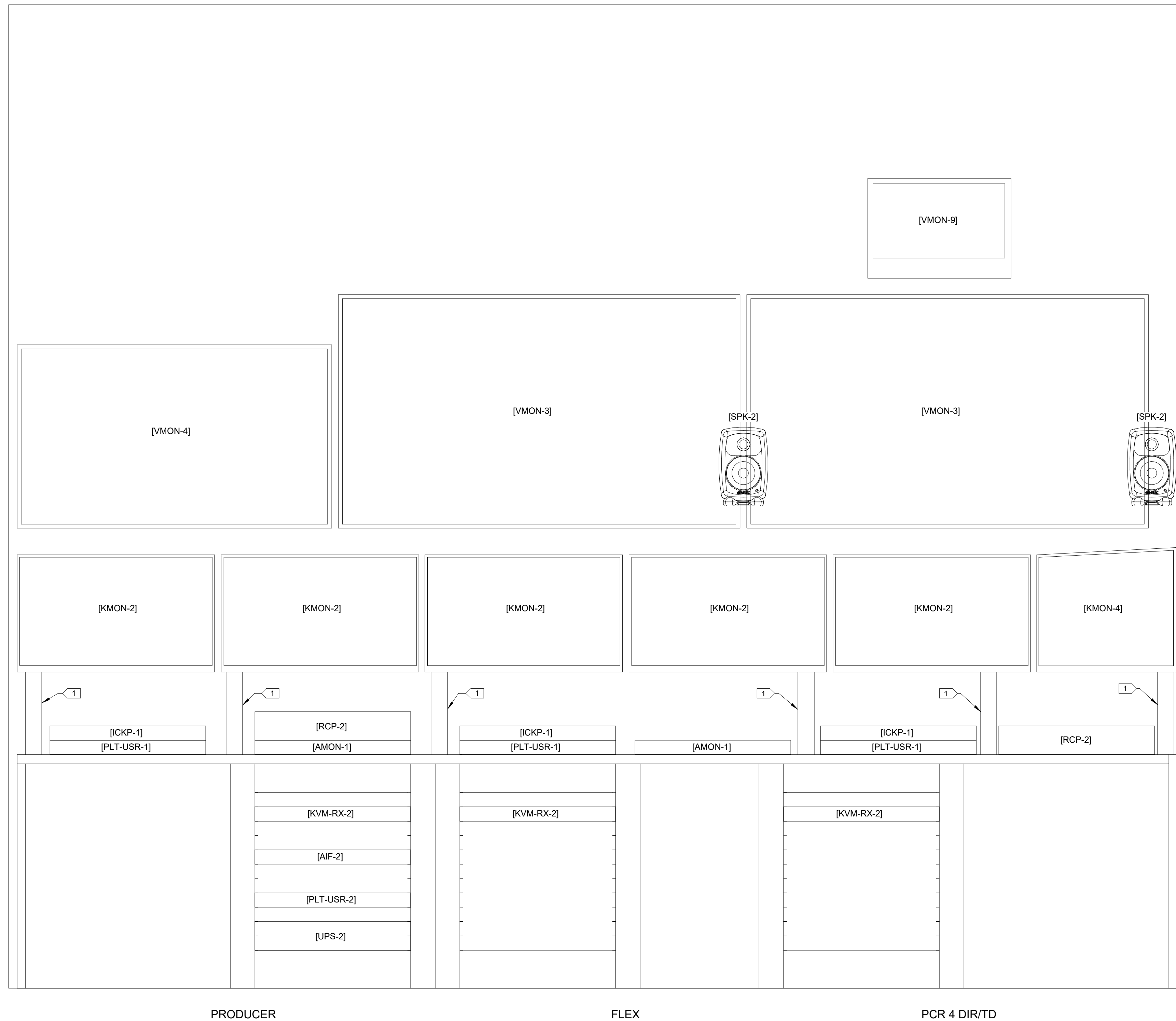
Legislative Coordinating Commission

MINNESOTA SENATE BUILDING
95 University Ave W,
St Paul, MN 55103

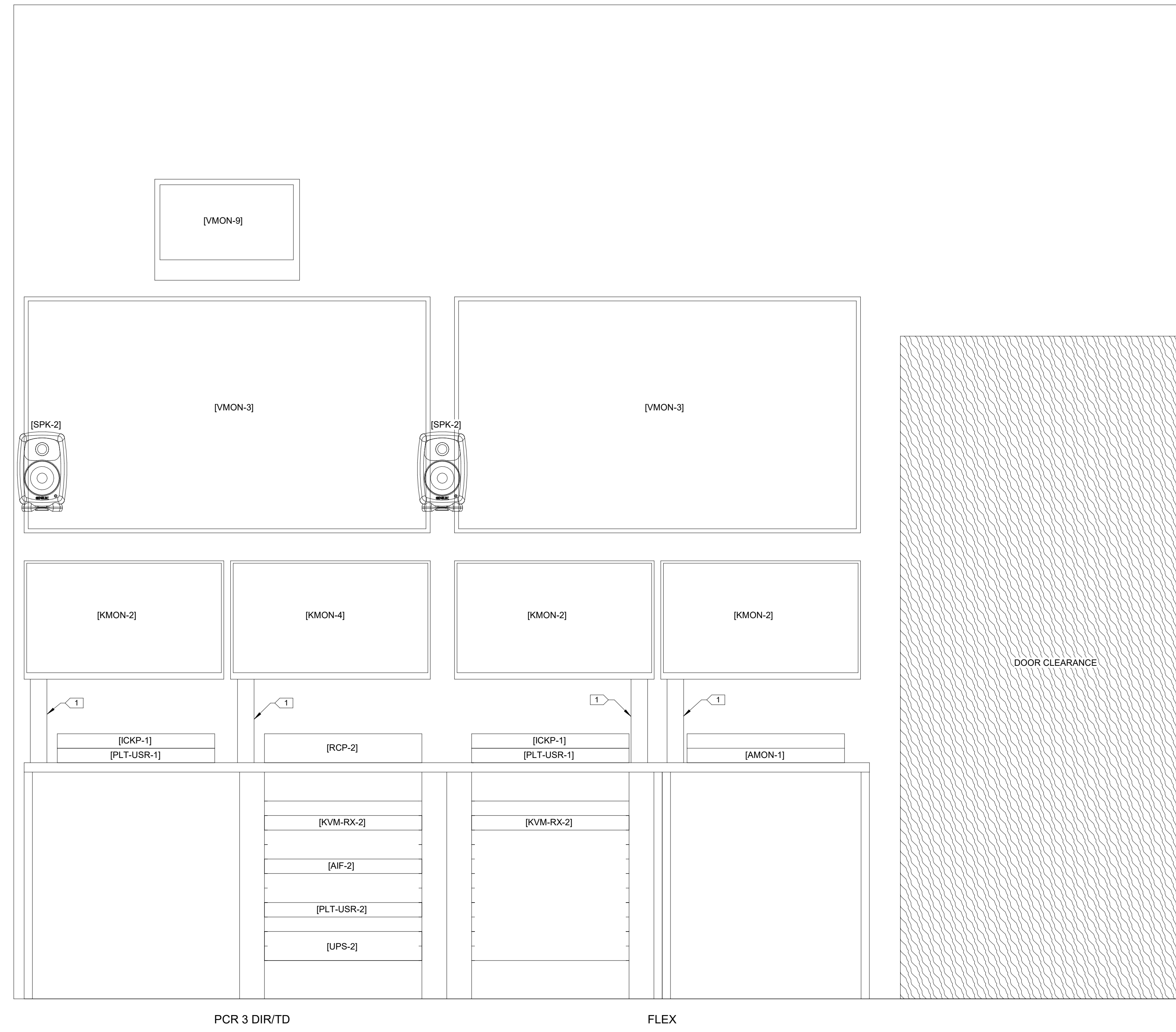
0713923

FINEPOINT TECH

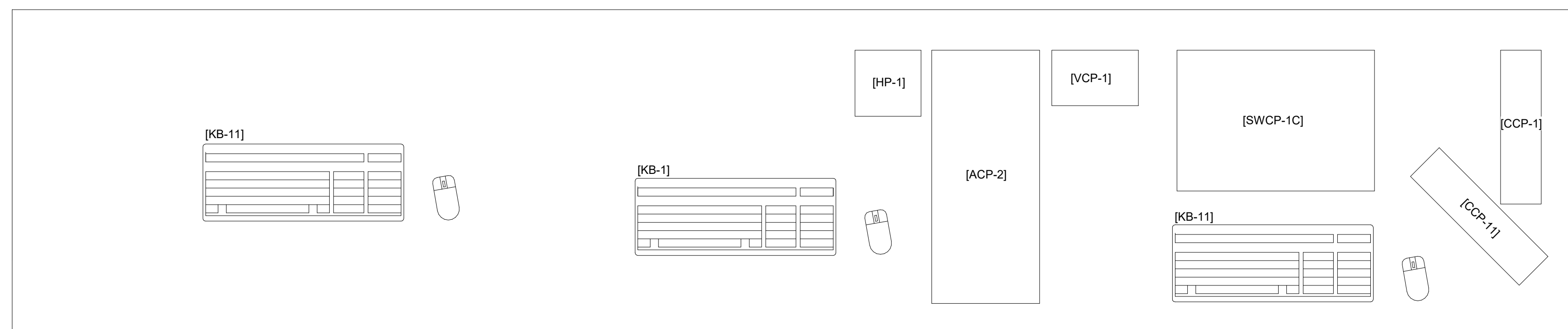
416 Gateway Blvd
Burnsville MN, 55337
612.254.7462
finepoint.tech



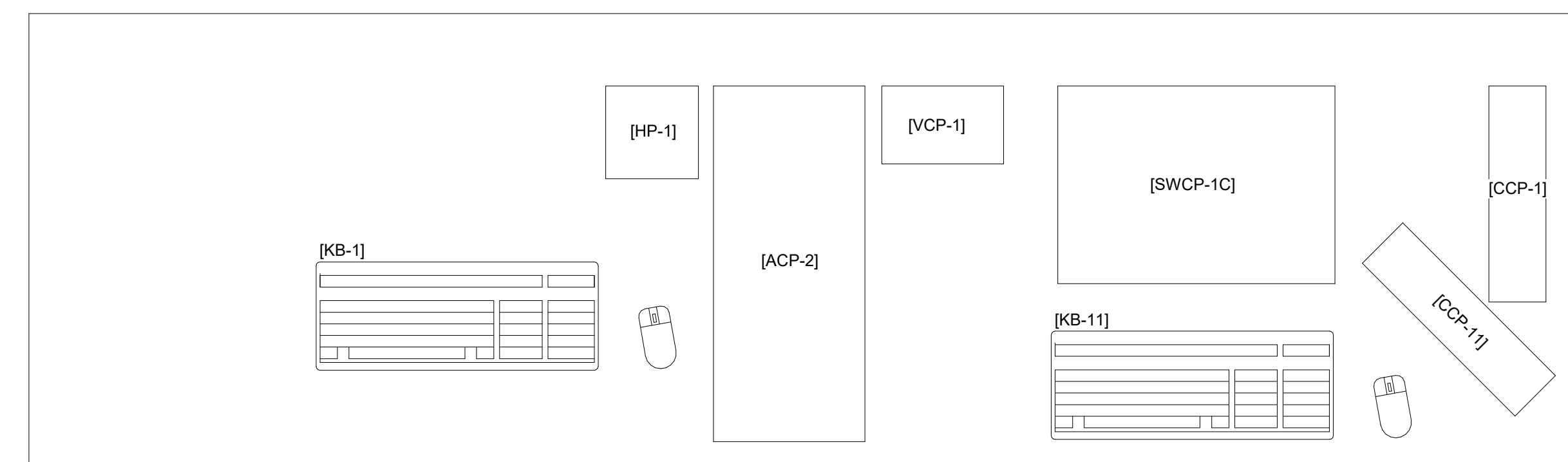
1 PRODUCTION CONTROL 4-G214 EAST CONSOLE ELEVATION



2 PRODUCTION CONTROL 3-G214 WEST CONSOLE ELEVATION

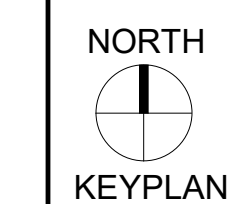


3 PRODUCTION CONTROL 4-G214 EAST CONSOLE SURFACE



4 PRODUCTION CONTROL 3-G214 WEST CONSOLE SURFACE

Issued For	
Item	Date
Issued For Bid	05/20/2024



PRODUCTION CONTROL-3/4-G214 CONSOLE ELEVATION

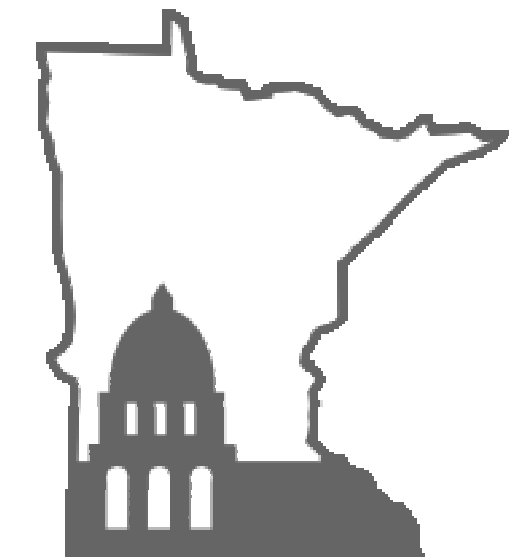
Sheet No.

B301.3

Drawn By: DS/SR/TD

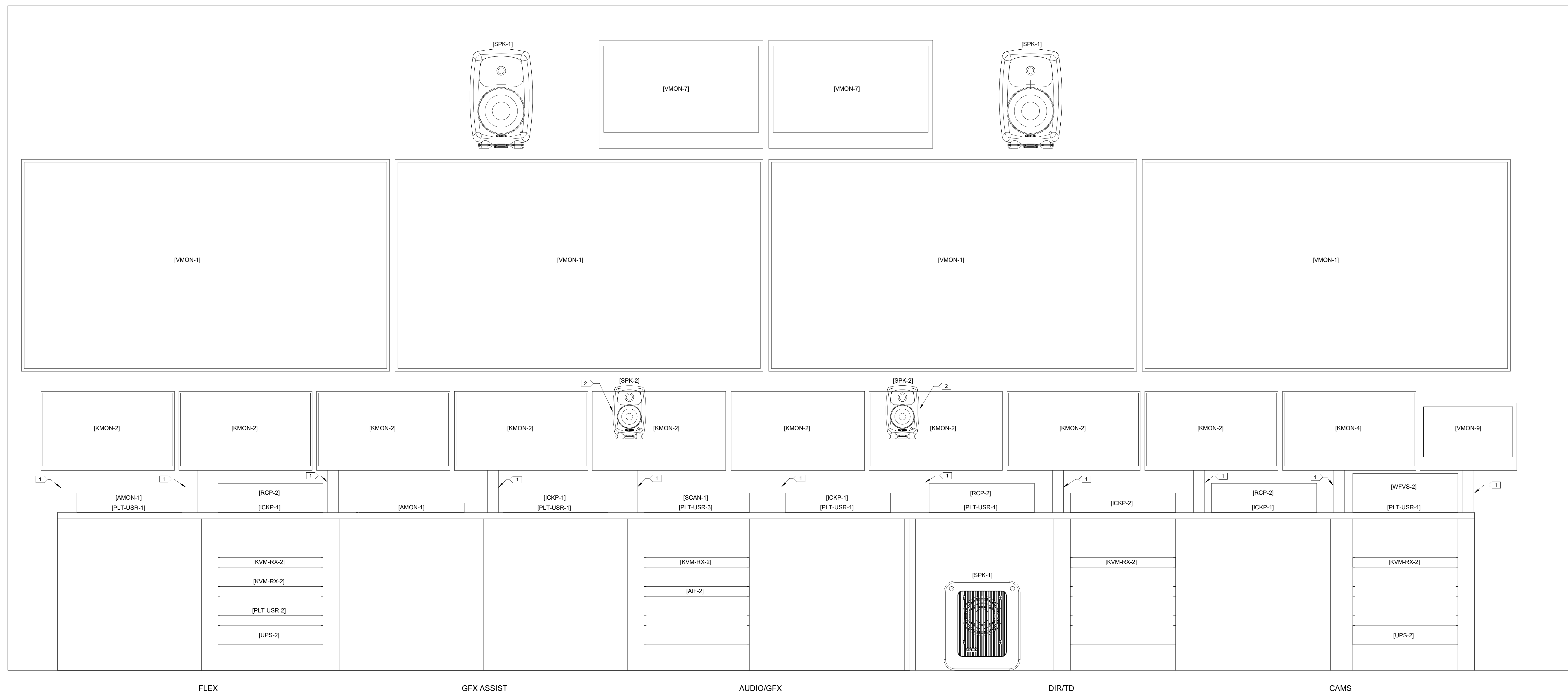
GENERAL NOTES - RACK ELEVATIONS
 • DEPICTIONS HEREIN ARE CONCEPTUAL IN NATURE, AND NOT A REPRESENTATION OF EXACT HEIGHTS, LOCATION, ELEVATIONS, OR MOUNTING METHODS.

KEYED SHEET NOTES	
Key Value	Keynote Text
1	PROVIDE ARTICULATING MONITOR MOUNT ATTACHED TO CONSOLE MONITOR ARM RAIL.
2	MOUNT USING INCLUDED FLOOR STAND.



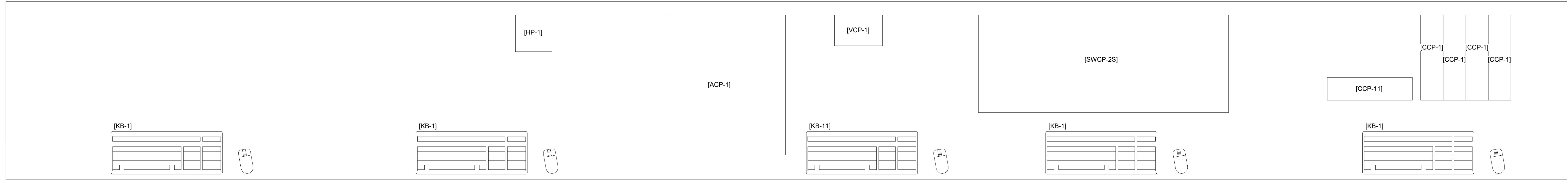
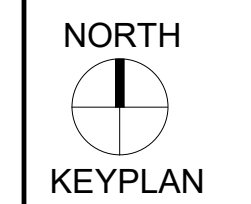
Legislative Coordinating Commission
 MINNESOTA SENATE BUILDING
 95 University Ave W,
 St Paul, MN 55103
 0713923

416 Gateway Blvd
 Burnsville MN, 55337
 612.254.7462
 finepoint.tech



1 PRODUCTION CONTROL 1-G215 EAST CONSOLE ELEVATION

Item	Date
Issued For Bid	05/20/2024



2 PRODUCTION CONTROL 1-G215 EAST CONSOLE SURFACE

Sheet Title
PRODUCTION CONTROL 1-G215 CONSOLE ELEVATION

GENERAL NOTES - RACK ELEVATIONS

• DEPICTIONS HEREIN ARE CONCEPTUAL IN NATURE, AND NOT A REPRESENTATION OF EXACT HEIGHTS, LOCATION, ELEVATIONS, OR MOUNTING METHODS.

KEYED SHEET NOTES

Key Value	Keynote Text
1	MOUNT USING INCLUDED FLOOR STAND.
2	PROVIDE ARTICULATING MONITOR MOUNT ATTACHED TO CONSOLE MONITOR ARM RAIL.

MN Legislature TV System Acquisition PM



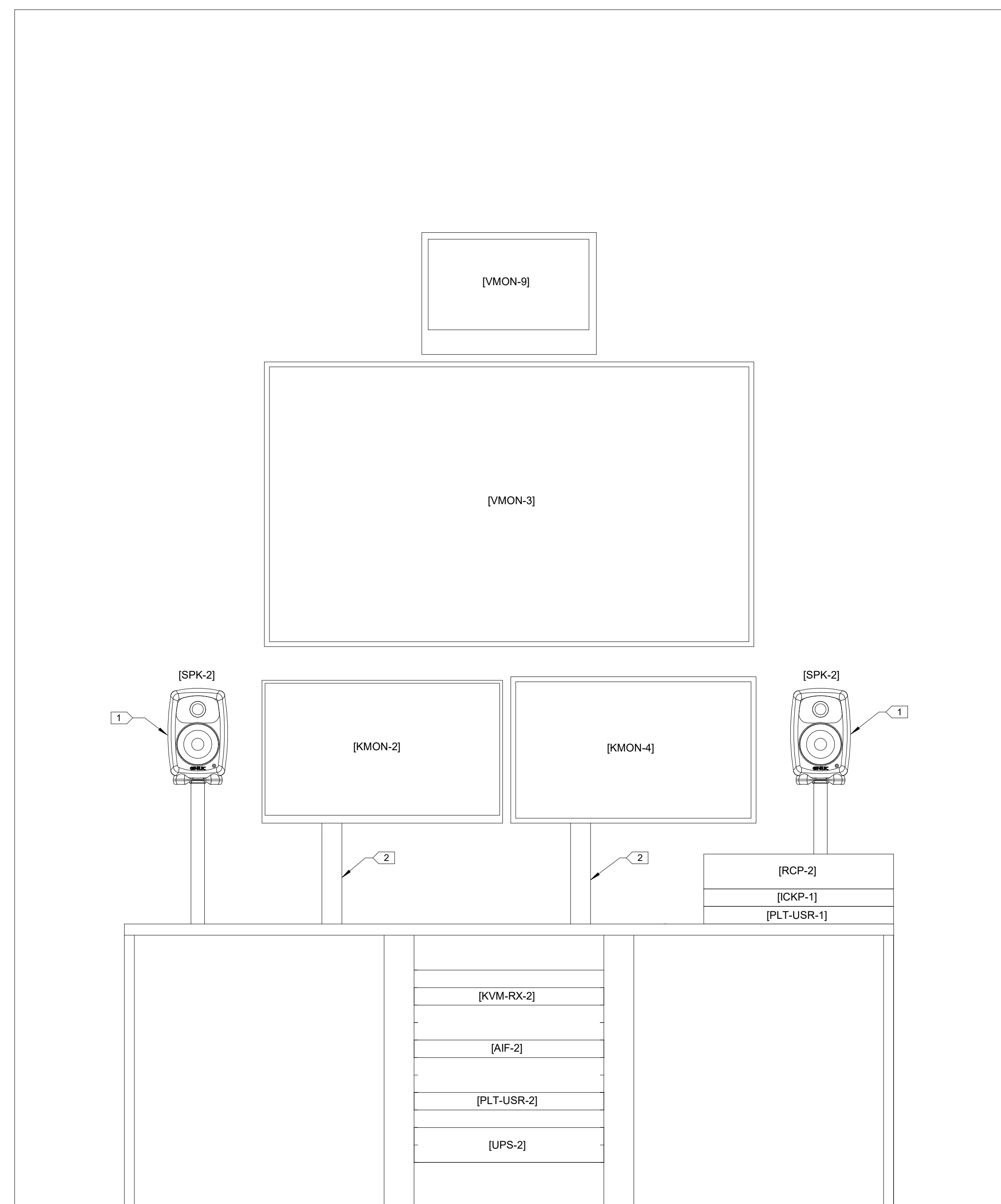
Legislative Coordinating Commission

MINNESOTA SENATE BUILDING
95 University Ave W,
St Paul, MN 55103

0713923

FINEPOINT TECH

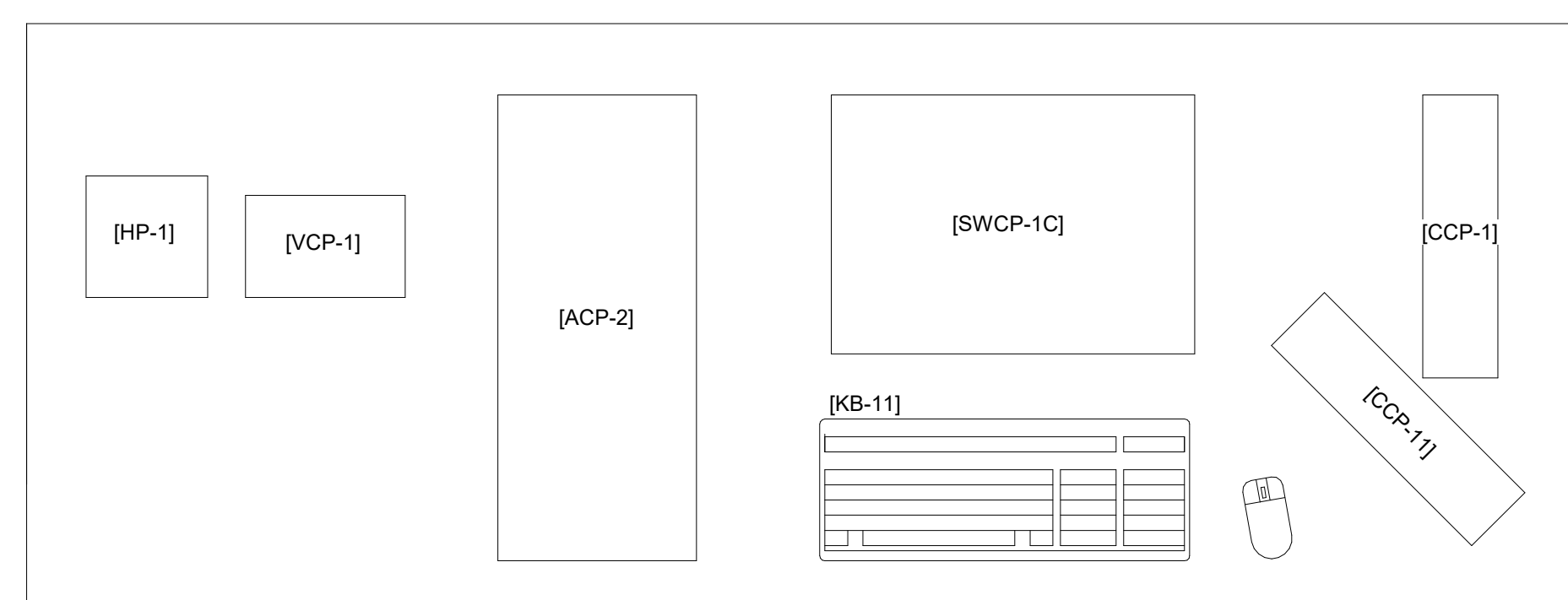
416 Gateway Blvd
Burnsville MN, 55337
612.254.7462
finepoint.tech



PCR 5 DIR/TD

1 PRODUCTION CONTROL 5-G215 WEST CONSOLE ELEVATION

SCALE: 1 1/2" = 1'-0"



2 PRODUCTION CONTROL 5-G215 WEST CONSOLE SURFACE

Issued For

Item Date

Issued For Bid 05/20/2024



Sheet Title
PRODUCTION CONTROL 5-G215 CONSOLE ELEVATION

Sheet No.

B301.5

Drawn By: DS/SR/TD

GENERAL NOTES - RACK ELEVATIONS

• DEPICTIONS HEREIN ARE CONCEPTUAL IN NATURE, AND NOT A REPRESENTATION OF EXACT HEIGHTS, LOCATION, ELEVATIONS, OR MOUNTING METHODS.

KEYED SHEET NOTES

Key Value	Keynote Text
1	MONITORS ON INCLUDED STAND

MN Legislature TV System Acquisition PM



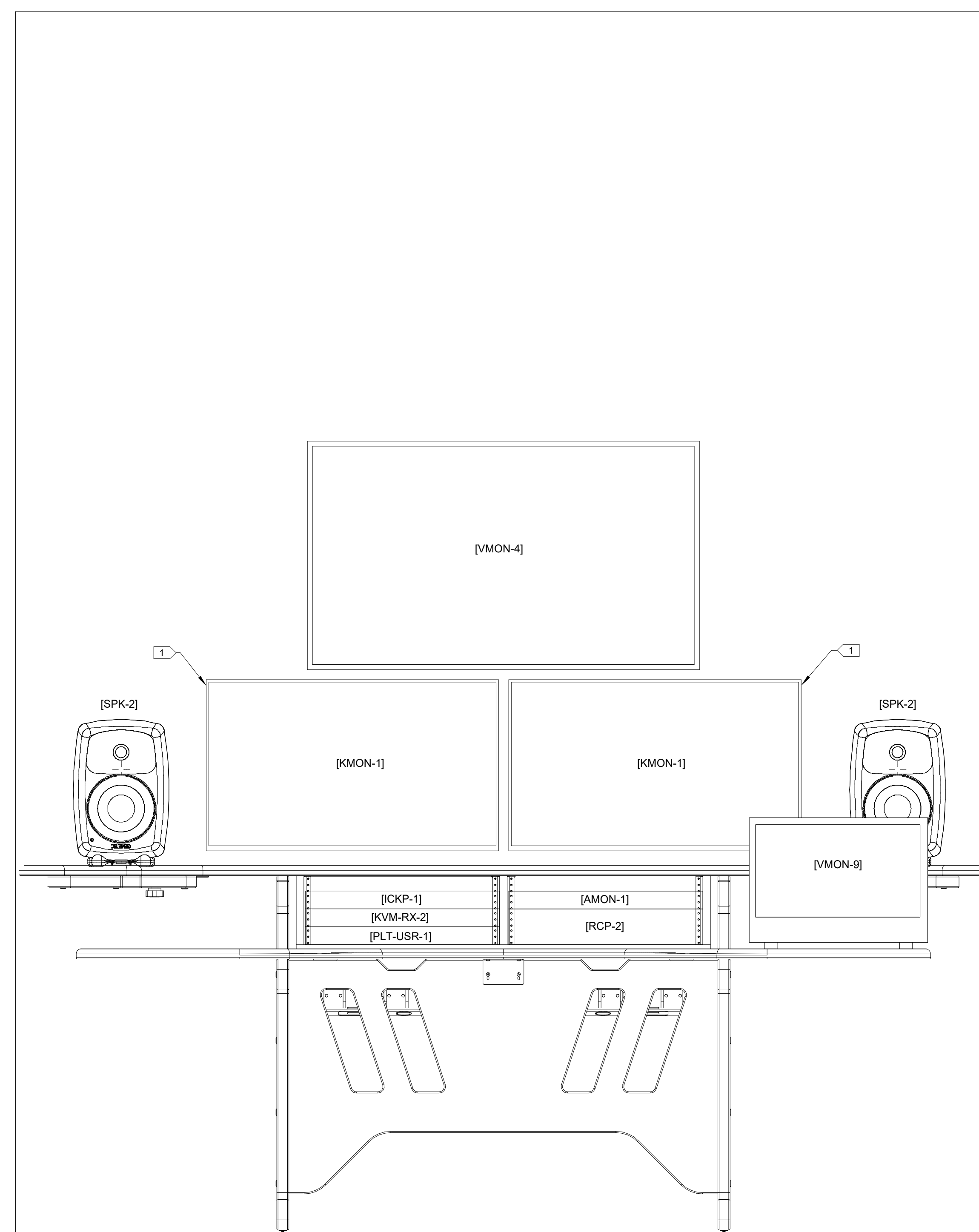
Legislative Coordinating Commission

MINNESOTA SENATE BUILDING
95 University Ave W,
St Paul, MN 55103

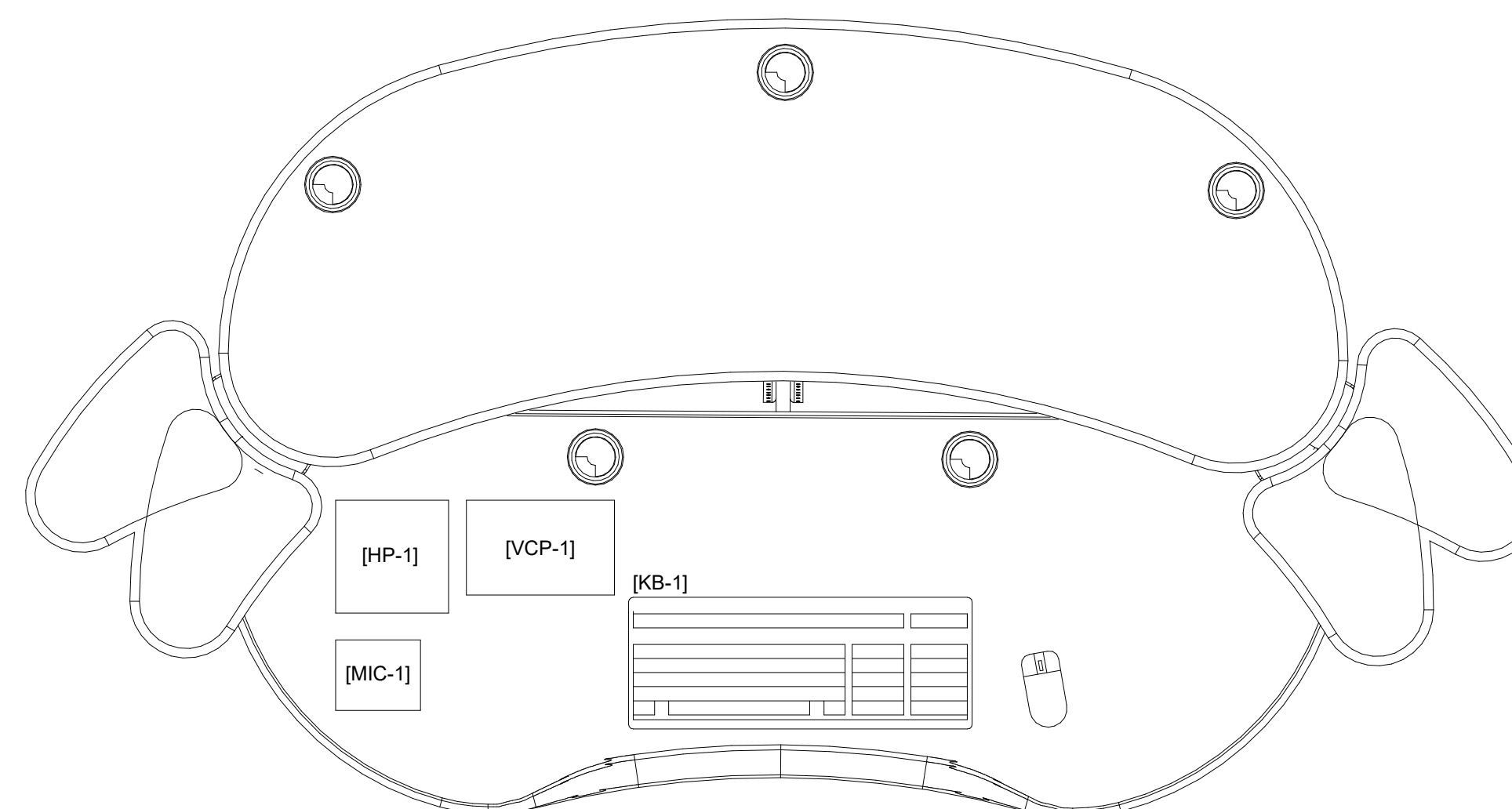
0713923

FINEPOINT TECH

416 Gateway Blvd
Burnsville MN, 55337
612.254.7462
finepoint.tech



1 EDIT OFFICE-G231 CONSOLE ELEVATION



2 EDIT OFFICE-G231 CONSOLE WORKSURFACE

Issued For

Item	Date
Issued For Bid	05/20/2024

NORTH
KEYPLAN

Sheet Title

EDIT OFFICE-G231
CONSOLE
ELEVATION


Sheet No.

B301.6


Drawn By: DS/SR/TD

GENERAL NOTES - RACK ELEVATIONS



- RACK ELEVATIONS PROVIDED FOR ILLUSTRATIVE PURPOSES ONLY. CONTRACTOR SHALL DEVELOP COMPLETE SHOP DRAWINGS, AND ACCOUNT FOR PROPER INSTALLATION OF ALL EQUIPMENT.
- SHADED AREAS REPRESENT OFE EQUIPMENT TO REMAIN UNLESS OTHERWISE NOTED.



1 AV EQUIP ROOM-1102 RACK ELEVATION
SCALE: 3" = 1'-0"

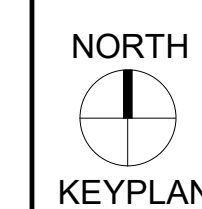


2 AV EQUIP ROOM-1152 RACK ELEVATION
SCALE: 3" = 1'-0"



3 AV EQUIP ROOM-1203 RACK ELEVATION
SCALE: 3" = 1'-0"

Item	Date
Issued For Bid	05/20/2024



Sheet Title

HEARING ROOM RACK ELEVATIONS

Sheet No.

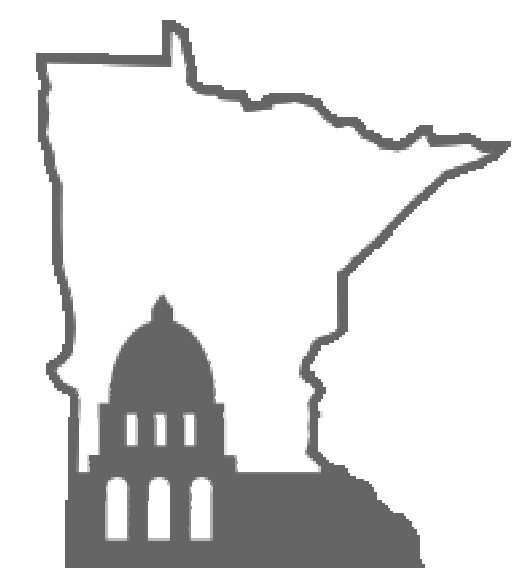
B301.7

Drawn By: DS/SR/TD

GENERAL NOTES - RACK ELEVATIONS

- RACK ELEVATIONS PROVIDED FOR ILLUSTRATIVE PURPOSES ONLY. CONTRACTOR SHALL DEVELOP COMPLETE SHOP DRAWINGS, AND ACCOUNT FOR PROPER INSTALLATION OF ALL EQUIPMENT.
- SHADED AREAS REPRESENT OFF EQUIPMENT TO REMAIN UNLESS OTHERWISE NOTED.

MN Legislature TV System Acquisition PM




Legislative Coordinating Commission

MINNESOTA SENATE BUILDING
95 University Ave W,
St Paul, MN 55103

0713923

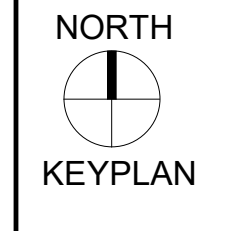
FINEPOINT TECH

416 Gateway Blvd
Burnsville MN, 55337
612.254.7462
finepoint.tech



1 VIDEO SERVER/TERMINAL ROOM-G218 RACK ELEVATION 1-6
SCALE: 3" = 1'-0"

Item	Date
Issued For Bid	05/20/2024



Sheet Title

VIDEO SERVER/TERMINAL RACK ELEVATIONS

Sheet No.

B301.8

Drawn By: DS/SR/TD

GENERAL NOTES - RACK ELEVATIONS

- RACK ELEVATIONS PROVIDED FOR ILLUSTRATIVE PURPOSES ONLY. CONTRACTOR SHALL DEVELOP COMPLETE SHOP DRAWINGS, AND ACCOUNT FOR PROPER INSTALLATION OF ALL EQUIPMENT.
- SHADED AREAS REPRESENT OFF EQUIPMENT TO REMAIN UNLESS OTHERWISE NOTED.

MN Legislature TV System Acquisition PM



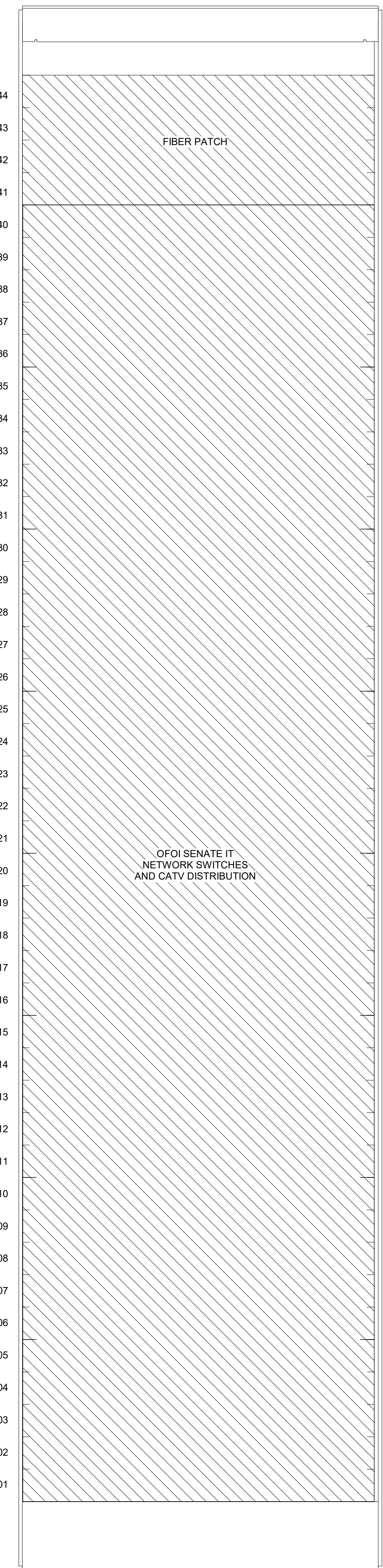


Legislative Coordinating Commission

MINNESOTA SENATE BUILDING
95 University Ave W,
St Paul, MN 55103

0713923

FINEPOINT TECH

416 Gateway Blvd
Burnsville, MN 55337
612.254.7462
finepoint.tech



1 VIDEO SERVER/TERMINAL ROOM-G218 RACK ELEVATION 7-12
SCALE: 3" = 1'-0"

Item	Date
Issued For Bid	05/20/2024



Sheet Title

VIDEO SERVER/TERMINAL RACK ELEVATIONS

Sheet No.

B301.9

Drawn By: DS/SR/TD

GENERAL NOTES - RACK ELEVATIONS

- RACK ELEVATIONS PROVIDED FOR ILLUSTRATIVE PURPOSES ONLY. CONTRACTOR SHALL DEVELOP COMPLETE SHOP DRAWINGS, AND ACCOUNT FOR PROPER INSTALLATION OF ALL EQUIPMENT.
- SHADED AREAS REPRESENT O/E EQUIPMENT TO REMAIN UNLESS OTHERWISE NOTED.

MN Legislature TV System Acquisition PM



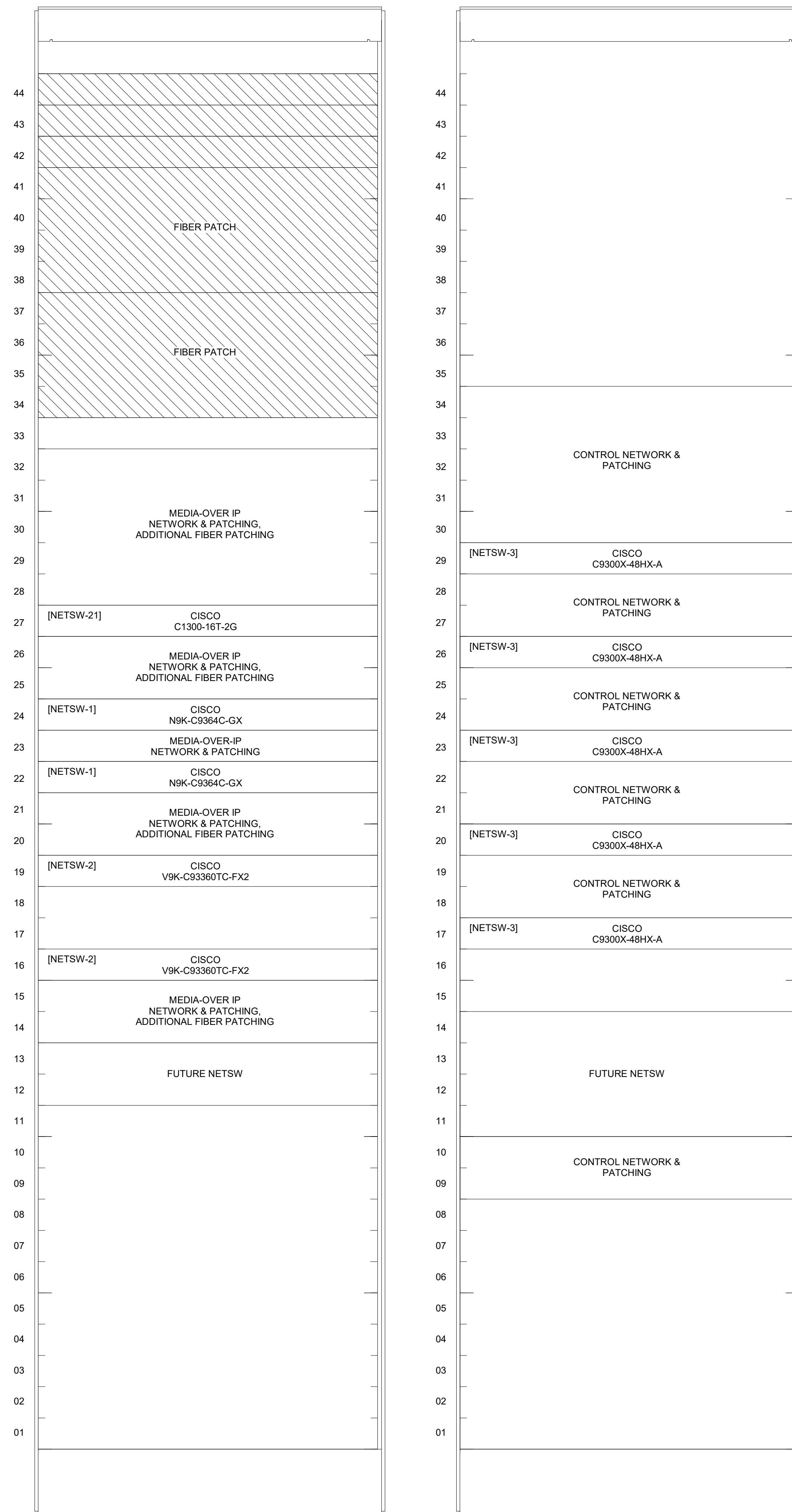
Legislative Coordinating Commission

MINNESOTA SENATE BUILDING
95 University Ave W,
St Paul, MN 55103

0713923



416 Gateway Blvd
Burnsville MN, 55337
612.254.7462
finepoint.tech



1 IT SERVER-G247 RACK ELEVATION

Item	Date
Issued For Bid	05/20/2024



Sheet Title

IT SERVER RACK ELEVATION

Sheet No.

B301.10

Drawn By: DS/SR/TD