

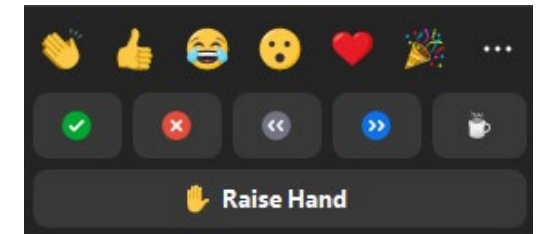
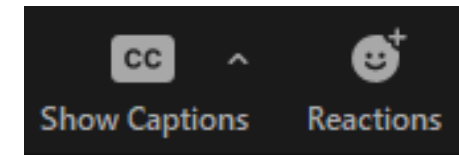
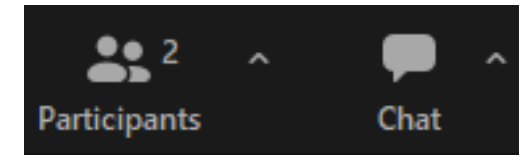
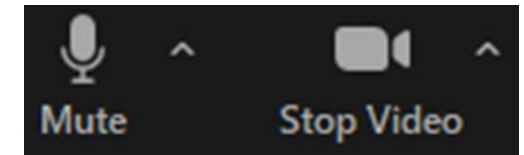
# Welcome to the Task Force on Long-Term Sustainability of Affordable Housing

Please use this time to get settled and test out Zoom features.

- **Mute/Unmute:** Turn your microphone on/off. Use the arrow to adjust settings.
- **Stop/Start Video:** Turn your camera on/off. Use the arrow to adjust settings.
- **Participants:** See who's currently in the meeting.
- **Chat:** Open the chat panel.
- **Show Captions:** Turn on live captions (it only turns on for you, not everyone).
- **Reactions:** Use the Raise Hand feature to show you'd like to talk.

Please ensure Zoom shows your preferred name, and (if you like) add your pronouns.

- Click the “Participants” button.
- Hover your mouse over your name, then click the three dots beside it.
- Click “Rename.” A pop-up box will appear – edit your name and your pronouns.
- Click “Change.”



# Task force business

1. Call to order and welcome
2. Task force business
3. Presentation from Minnesota Housing
4. Affordable housing concerns of Tribal Nations
5. Begin developing options for solutions
6. Closing and adjourn

- Make space, take space
- All voices are valued
- One person speaking at a time
- Approach this work in the spirit of collaboration
- Turn judgement into curiosity

# Task force meeting flow

Month	Task force meeting topics/milestones
August	Introductions, setting task force norms Building shared knowledge: Identifying key terminology; generating issues and challenges
September	Building shared knowledge: task force elements; key terminology discussion Prioritizing issues and challenges
October (two meetings)	Building shared knowledge: Minnesota Housing presentations Begin developing options for solutions  Building shared knowledge: Minnesota Department of Commerce presentation Discuss prioritization levers and approaches Refine and prioritize options for solutions
November	Continue developing recommendations
December	Refine draft recommendations
January (two meetings)	Discuss final report, including recommendations  Vote on final report

# Minnesota Housing presentation

James Lehnhoff, Assistant Commissioner, Multifamily Division

# Affordable housing concerns for Tribal Nations

## Corey Strong, Tribal Liaison, Minnesota Housing

# Begin developing options for solutions



## Begin developing options for solutions

In August, task force members provided input on: What are the issues and challenges that you see for the work of the Task Force on Long-Term Sustainability of Affordable Housing?

In September, task force members selected which of these issues and challenges are the most important or significant. Staff tallied the results, which are listed in the 9-18-2024 mural summary document.

Today, task force members will work in small groups to develop draft options for solutions and note them on the mural.

## Options for solutions

- Are ideas or concepts that can be built into detailed recommendations.
- Ideally start with a verb such as: change, add, remove, create, offer, establish, implement, or develop.
- Are suggestions that may or may not require additional funding.

# Begin developing options for solutions

## **Instructions for breakout groups:**

- Read through existing input on terminology, challenges and issues (refer to mural summary Word document from the 9-18 task force meeting)
- What stands out?
- Type ideas for options for solutions (by category) in the workspace for each breakout group.


## **Each group selects roles for:**


- Notetaker who records ideas in blank notes in mural.
- Facilitator/timekeeper keeps group on-track.
- Group participants likely have about 30/35 minutes to work. So that's about 5 minutes per category if you wish to provide options for each category.
- OR groups can decide to spend time developing options for solutions around areas that they feel most strongly about.


## Tips for using MURAL


**Think of the Mural like a virtual map, not a document**


 **Click and drag** to move around


 **Ctrl + or -** or use your **mouse wheel** to zoom in and out


 The facilitator can **"summon"** you to specific areas, when needed

 You can also use the little **"map"** in the **bottom, right corner** to navigate

 **Double-click** on the screen to create a new post-it note then just type

 When a **post-it note is selected**, you can drag it around or move it using the arrow button on the menu that appears

 The **menu on the left side** has other options for adding content, but you won't use that much today

 If you're ever lost on the Mural, click on the **circle at the bottom** with the **little star next to it** to follow the facilitator

# Begin developing options for solutions

Brief group discussion and debrief as large group.

# Thank you!

**TFAH website:**

<https://www.lcc.mn.gov/ltsah/meetings.html>